

Exterior Cast Iron Railings, Backstays and Posts, Finials, Ornate Panels, Crestings and Brackets

We have an incomparable range of cast iron items perfect for exterior use. Our pattern range covers almost every conceivable design requirement and as is broad enough to cover most regional variations throughout the UK and further afield. Indeed some of our patterns date back to the early 1800s and can be found throughout the world in North America, India and the Middle East.

Section 3: Contents

Railing Bars including Finials	44
Cast Iron Finials	60
1. Fleur-de-lis	60
2. Urns	62
3. Spear Heads	63
4. Triangular Spear Heads	66
5. Spikes	67
6. Crosses	68
7. Large Finials	69
8. Floral Design	73
Backstays and Posts	76
Top Rails	81
Large Railing and Balcony Panels	84
Ornamental Crestings	94
Heritage, Victorian Cast Iron Brackets	96

ORDER TODAY!
CALL: +44 (0)1506 822 721





Railing Bars including Finials

A real specialty of ours for over 190 years – Ballantine Castings offers an unrivalled service in railing bar supply.

We have carried out hundreds of small and major projects and in the last 100 years and have produced well over 5,000,000.00 individual bars for contracts worldwide. Over the last 20 years it has become fashionable to use cheap, simple mild steel products embellished with cast iron finials to make them resemble the designs of old. We disagree with this principle. Why buy cheap, imitation products when you can buy authentic designs and materials made by skilled craftsmen in the UK?

We have a vast range of railing bars including finials which are perfect for any external fencing requirement or gate fabrication in cast iron. We have recently seen a rise in private projects with people looking to add to the aesthetic appeal of their property, and indeed the value of their homes, by adding ornate cast iron gates, spiral stairs, balconies or railings.









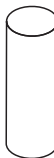


















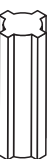
Railing bar types come in a number of forms to add design and aesthetic character to any railing run. The bars shown in the catalogue are for a reference/guide only; they are shown in the last form that they were manufactured. Any finial can be added to the style of bar below.

Purchasing Guide

- Any finial in our finial range can be added to a standard bar type which makes the design possibilities almost endless.
- Railing bars can be fabricated into panel sections for ease of site erection.
- We also have a vast range of large ornamental panels if you cannot find what you are looking for on this page.
- We can supply plain/shaped bars with no finials if required.
- Lengths of the railing bars can usually be extended or shortened to suit requirements.
- Over long runs of railings backstays and/or posts will be required to give the run structural integrity.
- Width dimensions are taken at the widest section on the bar.
- The bar section is highlighted on each product.
- Weights of the castings are variable depending on lengths and which metal is ordered.
- All castings are hand-made to order using traditional foundry methods and can be produced in grey iron, ductile iron or in aluminium.

Railing Bar Size Guide

All bars can be made to any length required – we have made some railing bars over 3 metres in length on request. The average length of bars available is 1175mm. The matrix below details the standard bar sizes by type and width/diameter. Please note that all square/rectangular bars can be fitted on the diagonal to give a different aesthetic appearance.

						
						
Quatrefoil	Round Bar	Chamfered	Star Profile	Square	Fluted 2 Sided	Fluted 4 Sided
20mm 25mm 30mm	20mm 22mm 25mm 30mm	25x25mm 30x20mm 30x30mm 45x45mm	25x25mm 30x30mm 40x40mm	20x20mm 22x22mm 25x25mm 30x25mm	20x20mm 25x25mm 30x30mm	20x20mm 25x25mm 30x30mm
						
						
Ribbed	Rope Bar	Octagonal	Hexagon	Twist Bar	Round Fluted	Circular Cross
20mm 25mm	15mm 18mm 20mm 25mm	25mm	25mm	20mm 25mm 30mm	30mm	25mm

ORDER TODAY!

CALL: +44 (0)1506 822 721





Railing Bars including Finials continued



R001 H1020mm
Bar: Rope W20mm
Finial: H160 x W95mm
Cl:5.0kg Alu:1.8kg



R002 H1020mm
Bar: Round W20mm
Finial: H210 x W75mm
Cl:3.4kg Alu:1.2kg



R003 H980mm
Bar: Round W22mm
Finial: H190 x W130mm
Cl:3.5kg Alu:1.3kg



R004 H1170mm
Bar: Round W20mm
Finial: H115 x W50mm
Cl:3.1kg Alu:1.1kg



R005 H930mm
Bar: Round W25mm
Finial: H200 x W100mm
Cl:4.2kg Alu:1.5kg



R006 H1000mm
Bar: Round W20mm
Finial: H135 x W70mm
Cl:2.8kg Alu:1.0kg



R007 H980mm
Bar: Round W20mm
Finial: H165 x W70mm
Cl:3.1kg Alu:1.1kg



R008 H1320mm
Bar: Round W25mm
Finial: H170 x W60mm
Cl:4.4kg Alu:1.6kg



R009 H1140mm
Bar: Round W22mm
Finial: H150 x W60mm
Cl:3.3kg Alu:1.2kg



R010 H1280mm
Bar: Round W25mm
Finial: H300 x W75mm
Cl:4.7kg Alu:1.7kg



R011 H1260mm
Bar: Round W20mm
Finial: H150 x W130mm
Cl:3.7kg Alu:1.3kg



R012 H1300mm
Bar: Round W25mm
Finial: H160 x W130mm
Cl:5.5kg Alu:2.0kg



Railing Bars including Finials continued



R013 H1340mm
Bar: Round W20mm
Finial: H170 x W65mm
Cl:4.2kg Alu:1.5kg




R014 H1220mm
Bar: Round W20mm
Finial: H150 x W75mm
Cl:2.9kg Alu:1.0kg



R015 H1320mm
Bar: Round W20mm
Finial: H160 x W50mm
Cl:3.4kg Alu:1.2kg



R016 H1040mm
Bar: Square W30mm
Finial: H100 x W120mm
Cl:11.5kg Alu:4.1kg



R017 H1200mm
Bar: Round Fluted W30mm
Finial: H50 x W50mm
Cl:1.4kg Alu:0.5kg



R018 H1230mm
Bar: Round W25mm
Finial: H250 x W70mm
Cl:5.0kg Alu:1.8kg



R019 H1180mm
Bar: Round W20mm
Finial: H185 x W100mm
Cl:4.5kg Alu:1.6kg



R020 H1240mm
Bar: Round W20mm
Finial: H140 x W80mm
Cl:3.2kg Alu:1.2kg



R021 H1100mm
Bar: Rope W25mm
Finial: H185 x W100mm
Cl:3.5kg Alu:1.3kg



R022 H1120mm
Bar: Rope W25mm
Finial: H180 x W95mm
Cl:3.5kg Alu:1.3kg



R023 H1090mm
Bar: Round W20mm
Finial: H145 x W75mm
Cl:2.5kg Alu:0.9kg



R024 H1090mm
Bar: Rope W20mm
Finial: H185 x W105mm
Cl:3.0kg Alu:1.1kg



Railing Bars including Finials continued



R025 H1150mm
Bar: Round W20mm
Finial: H150 x W55mm
Cl:2.6kg Alu:0.9kg



R026 H1210mm
Bar: Round W22mm
Finial: H200 x W100mm
Cl:4.3kg Alu:1.5kg



R027 H1160mm
Bar: Round W20mm
Finial: H170 x W60mm
Cl:3.5kg Alu:1.3kg



R028 H1160mm
Bar: Round W45mm
Finial: H220 x W90mm
Cl:5.6kg Alu:2.0kg



R029 H1180mm
Bar: Round W20mm
Finial: H140 x W80mm
Cl:3.3kg Alu:1.2kg



R030 H1170mm
Bar: Round W20mm
Finial: H145 x W85mm
Cl:3.2kg Alu:1.2kg



R031 H1240mm
Bar: Round W250mm
Finial: H250 x W120mm
Cl:3.6kg Alu:1.3kg



R032 H1070mm
Bar: Round W20mm
Finial: H240 x W80mm
Cl:3.8kg Alu:1.4kg



R033 H1130mm
Bar: Round W20mm
Finial: H165 x W120mm
Cl:3.5kg Alu:1.3kg



R034 H1000mm
Bar: Round W20mm
Finial: H150 x W80mm
Cl:2.0kg Alu:0.7kg



R035 H1340mm
Bar: Round W25mm
Finial: H190 x W80mm
Cl:6.0kg Alu:2.2kg



R036 H820mm
Bar: Round W21mm
Finial: H145 x W60mm
Cl:2.5kg Alu:0.9kg



Railing Bars including Finials continued



R037 H1140mm
Bar: Round W25mm
Finial: H210 x W135mm
Cl:4.2kg Alu:1.5kg



R038 H910mm
Bar: Round W20mm
Finial: H85 x W35mm
Cl:2.1kg Alu:0.8kg



R039 H870mm
Bar: Round W22mm
Finial: H170 x W90mm
Cl:2.3kg Alu:0.8kg



R040 H910mm
Bar: Round W20mm
Finial: H135 x W120mm
Cl:3.2kg Alu:1.2kg



R041 H1180mm
Bar: Round W25mm
Finial: H195 x W140mm
Cl:3.0kg Alu:1.1kg



R042 H1260mm
Bar: Round W22mm
Finial: H170 x W60mm
Cl:3.5kg Alu:1.3kg



R043 H1190mm
Bar: Round W20mm
Finial: H100 x W40mm
Cl:2.4kg Alu:0.9kg



R044 H1100mm
Bar: Round W22mm
Finial: H190 x W110mm
Cl:3.9kg Alu:1.4kg




R045 H1180mm
Bar: Round W20mm
Finial: H185 x W100mm
Cl:4.5kg Alu:1.6kg



R046 H1170mm
Bar: Round W20mm
Finial: H150 x W70mm
Cl:3.3kg Alu:1.2kg



R047 H1170mm
Bar: Round W20mm
Finial: H150 x W60mm
Cl:3.1kg Alu:1.1kg



R048 H1090mm
Bar: Round W20mm
Finial: H180 x W70mm
Cl:2.9kg Alu:1.0kg



Railing Bars including Finials continued



R049 H1380mm
Bar: Round W30mm
Finial: H220 x W80mm
Cl:2.3kg Alu:0.8kg



R050 H1200mm
Bar: Round W15mm
Finial: H140 x W30mm
Cl:1.9kg Alu:0.7kg



R051 H1040mm
Bar: Round W20mm
Finial: H150 x W55mm
Cl:2.6kg Alu:0.9kg



R052 H1230mm
Bar: Round W20mm
Finial: H180 x W85mm
Cl:2.6kg Alu:0.9kg



R053 H1290mm
Bar: Round W22mm
Finial: H210 x W120mm
Cl:4.2kg Alu:1.5kg



R054 H1090mm
Bar: Round W20mm
Finial: H145 x W70mm
Cl:1.6kg Alu:0.6kg



R055 H970mm
Bar: Round W20mm
Finial: H150 x W65mm
Cl:2.4kg Alu:0.9kg



R056 H1220mm
Bar: Round W25mm
Finial: H185 x W70mm
Cl:3.1kg Alu:1.1kg



R057 H1140mm
Bar: Round W22mm
Finial: H170 x W60mm
Cl:3.3kg Alu:1.2kg



R058 H1400mm
Bar: Round W25mm
Finial: H200 x W70mm
Cl:5.2kg Alu:1.9kg



R059 H1260mm
Bar: Round W20mm
Finial: H190 x W60mm
Cl:2.1kg Alu:0.8kg



R060 H1200mm
Bar: Round W20mm
Finial: H160 x W65mm
Cl:3.1kg Alu:1.1kg



Railing Bars including Finials continued



R061 H1300mm
Bar: Round W20mm
Finial: H120 x W120mm
Cl:3.0kg Alu:1.1kg



R062 H1110mm
Bar: Round W22mm
Finial: H165 x W95mm
Cl:3.6kg Alu:1.3kg



R063 H1450mm
Bar: Round W25mm
Finial: H230 x W90mm
Cl:5.0kg Alu:1.8kg



R064 H1235mm
Bar: Round W20mm
Finial: H220 x W100mm
Cl:3.6kg Alu:1.3kg



R065 H1380mm
Bar: Square W20mm
Finial: H180 x W80mm
Cl:4.2kg Alu:1.5kg



R066 H1265mm
Bar: Square W20mm
Finial: H150 x W50mm
Cl:3.9kg Alu:1.4kg



R067 H1170mm
Bar: Square W20mm
Finial: H125 x W60mm
Cl:2.7kg Alu:1.0kg



R068 H985mm
Bar: Square W25mm
Finial: H150 x W60mm
Cl:4.4kg Alu:1.6kg



R069 H1070mm
Bar: Square Diag W20mm
Finial: H140 x W70mm
Cl:2.8kg Alu:1.0kg



R070 H1000mm
Bar: Square W20mm
Finial: H90 x W25mm
Cl:3.7kg Alu:1.3kg



R071 H1035mm
Bar: Square W20mm
Finial: H180 x W100mm
Cl:3.6kg Alu:1.3kg



R072 H1140mm
Bar: Square W25mm
Finial: H160 x W60mm
Cl:4.2kg Alu:1.5kg



Railing Bars including Finials continued



R073 H880mm
Bar: Square W20mm
Finial: H145 x W60mm
Cl:2.4kg Alu:0.9kg



R074 H1280mm
Bar: Square W20mm
Finial: H165 x W55mm
Cl:4.0kg Alu:1.4kg



R075 H1430mm
Bar: Square W25mm
Finial: H165 x W55mm
Cl:6.7kg Alu:2.4kg



R076 H950mm
Bar: Square W20mm
Finial: H145 x W55mm
Cl:2.4kg Alu:0.9kg



R077 H1100mm
Bar: Square W25mm
Finial: H140 x W90mm
Cl:5.0kg Alu:1.8kg



R078 H1290mm
Bar: Square W25mm
Finial: H180 x W70mm
Cl:7.8kg Alu:2.8kg



R079 H950mm
Bar: Square W20mm
Finial: H175 x W80mm
Cl:3.1kg Alu:1.1kg



R080 H980mm
Bar: Square W20mm
Finial: H180 x W140mm
Cl:2.5kg Alu:0.9kg



R081 H1460mm
Bar: Square W20mm
Finial: H170 x W50mm
Cl:5.6kg Alu:2.0kg



R082 H1120mm
Bar: Square W18mm
Finial: H100 x W50mm
Cl:4.2kg Alu:1.5kg



R083 H1220mm
Bar: Square W25mm
Finial: H200 x W90mm
Cl:5.6kg Alu:2.0kg



R084 H1200mm
Bar: Square W20mm
Finial: H160 x W80mm
Cl:3.9kg Alu:1.4kg



Railing Bars including Finials continued




R085 H965mm
Bar: Square W20mm
Finial: H105 x W80mm
Cl:3.1kg Alu:1.1kg



R086 H1350mm
Bar: Square W20mm
Finial: H170 x W105mm
Cl:4.1kg Alu:1.5kg



R087 H1340mm
Bar: Square Diag W25mm
Finial: H250 x 90mm
Cl:3.3kg Alu:0.8kg



R088 H1400mm
Bar: Rec.Chamfer W30x20mm
Finial: H160 x W140mm
Cl:6.1kg Alu:2.2kg



R089 H1160mm
Bar: Square W20mm
Finial: H145 x W90mm
Cl:3.5kg Alu:1.3kg



R090 H900mm
Bar: Square W20mm
Finial: H150 x W70mm
Cl:3.1kg Alu:1.1kg



R091 H1000mm
Bar: Square Diag W20mm
Finial: H120 x W160mm
Cl:3.6kg Alu:1.3kg



R092 H1100mm
Bar: Square W20mm
Finial: H160 x W50mm
Cl:3.0kg Alu:1.1kg



R093 H1220mm
Bar: Square W20mm
Finial: H175 x W80mm
Cl:3.4kg Alu:1.2kg



R094 H1285mm
Bar: Square W25mm
Finial: H160 x W75mm
Cl:4.4kg Alu:1.6kg



R095 H1120mm
Bar: Square W25mm
Finial: H175 x W70mm
Cl:4.4kg Alu:1.6kg



R096 H1100mm
Bar: Square Diag W22mm
Finial: H140 x W120mm
Cl:4.3kg Alu:1.5kg



Railing Bars including Finials continued



R097 H1270mm
Bar: Square W20mm
Finial: H170 x W60mm
Cl:3.6kg Alu:1.3kg



R098 H980mm
Bar: Square W20mm
Finial: H190 x W20mm
Cl:4.4kg Alu:1.6kg



R099 H1410mm
Bar: Square W25mm
Finial: H115 x W95mm
Cl:6.7kg Alu:2.4kg



R100 H1440mm
Bar: Square Diag W25mm
Finial: H150 x W120mm
Cl:7.4kg Alu:2.7kg



R101 H1220mm
Bar: Square W20mm
Finial: H120 x W50mm
Cl:3.6kg Alu:1.3kg



R102 H1280mm
Bar: Square W25mm
Finial: H155 x W80mm
Cl:4.9kg Alu:1.8kg



R103 H1370mm
Bar: Square Diag W25mm
Finial: H210 x W70mm
Cl:5.2kg Alu:1.9kg



R104 H1525mm
Bar: Square W20mm
Finial: H210 x W70mm
Cl:5.3kg Alu:1.9kg



R105 H1240mm
Bar: Square W25mm
Finial: H150 x W35mm
Cl:4.7kg Alu:1.7kg



R106 H1145mm
Bar: Square W20mm
Finial: H170 x W105mm
Cl:3.9kg Alu:1.4kg



R107 H1260mm
Bar: Square W22mm
Finial: H190 x W110mm
Cl:4.5kg Alu:1.6kg



R108 H1260mm
Bar: Square W20mm
Finial: H155 x W80mm
Cl:3.6kg Alu:1.3kg



Railing Bars including Finials continued



R109 H1375mm
Bar: Square Diag W20mm
Finial: H180 x W65mm
Cl:4.0kg Alu:1.4kg



R110 H1140mm
Bar: Square W25mm
Finial: H130 x W130mm
Cl:5.0kg Alu:1.8kg



R111 H1100mm
Bar: Square W20mm
Finial: H150 x W100mm
Cl:3.6kg Alu:1.3kg



R112 H1110mm
Bar: Square W25mm
Finial: H190 x W120mm
Cl:2.0kg Alu:0.7kg



R113 H1290mm
Bar: Square W20mm
Finial: H90 x W25mm
Cl:3.8kg Alu:1.4kg



R114 H1420mm
Bar: Square W30mm
Finial: H110 x W35mm
Cl:8.9kg Alu:3.2kg



R115 H1270mm
Bar: Square W30mm
Finial: H145 x W115mm
Cl:8.9kg Alu:3.2kg



R116 H1300mm
Bar: Square W20mm
Finial: H125 x W40mm
Cl:3.3kg Alu:1.2kg



R117 H1190mm
Bar: Square W20mm
Finial: H210 x W65mm
Cl:4.2kg Alu:1.5kg



R118 H1220mm
Bar: Square W20mm
Finial: H155 x W140mm
Cl:3.3kg Alu:1.2kg



R119 H1330mm
Bar: Square Diag W20mm
Finial: H200 x W120mm
Cl:5.6kg Alu:2.0kg



R120 H1280mm
Bar: Square W25mm
Finial: H195 x W80mm
Cl:4.8kg Alu:1.7kg



Railing Bars including Finials continued




R121 H 1140mm
Bar: Square W25mm
Finial: H180 x W110mm
Cl:6.7kg Alu:2.4kg



R122 H1160mm
Bar: Cross W25mm
Finial: H185 x W150mm
Cl:4.2kg Alu:1.5kg



R123 H1260mm
Bar: Star Profile W30mm
Finial: H200 x W110mm
Cl:4.4kg Alu:1.6kg



R124 H1150mm
Bar: Star Profile W33mm
Finial: H230 x W115mm
Cl:4.6kg Alu:1.7kg



R125 H1150mm
Bar: Star Profile W25mm
Finial: H160 x W95mm
Cl:3.6kg Alu:1.3kg



R126 H1250mm
Bar: Star Profile W25mm
Finial: H190 x W90mm
Cl:8.1kg Alu:2.9kg



R127 H1420mm
Bar: Star Profile W30mm
Finial: H210 x W120mm
Cl:5.3kg Alu:1.9kg



R128 H1550mm
Bar: Star Profile W30mm
Finial: H230 x W120mm
Cl:6.5kg Alu:2.3kg



R129 H1500mm
Bar: Star Profile W35mm
Finial: H230 x W120mm
Cl:6.3kg Alu:2.3kg



R130 H1840mm
Bar: Star Profile W35mm
Finial: H220 x W90mm
Cl:7.2kg Alu:2.6kg



R131 H1130mm
Bar: Star Profile W30mm
Finial: H150 x W135mm
Cl:4.2kg Alu:1.5kg



R132 H1220mm
Bar: Star Profile W25mm
Finial: H165 x W90mm
Cl:4.4kg Alu:1.6kg



Railing Bars including Finials continued



R133 H970mm
Bar: Star Profile W25mm
Finial: H200 x W100mm
Cl:2.8kg Alu:1.0kg



R134 H1010mm
Bar: Star Profile W25mm
Finial: H155 x W60mm
Cl:2.2kg Alu:0.8kg



R135 H1200mm
Bar: Star Profile W25mm
Finial: H140 x W135mm
Cl:3.3kg Alu:1.2kg



R136 H1150mm
Bar: Star Profile W30mm
Finial: H180 x W130mm
Cl:5.0kg Alu:1.8kg



R137 H1235mm
Bar: Star Profile W25mm
Finial: H150 x W110mm
Cl:3.5kg Alu:1.3kg



R138 H1290mm
Bar: Flute Diag W20mm
Finial: H235 x W90mm
Cl:4.7kg Alu:1.7kg



R139 H1250mm
Bar: Flute Diag W20mm
Finial: H225 x W130mm
Cl:4.4kg Alu:1.6kg



R140 H1120mm
Bar: Flute Diag W20mm
Finial: H210 x W100mm
Cl:4.4kg Alu:1.6kg




R141 H1100mm
Bar: Flute Diag W20mm
Finial: H160 x W120mm
Cl:3.3kg Alu:1.2kg



R142 H1050mm
Bar: Flute Diag W20mm
Finial: H170 x W70mm
Cl:1.8kg Alu:0.6kg



R143 H1215mm
Bar: Flute Diag W20mm
Finial: H145 x W50mm
Cl:3.6kg Alu:1.3kg



R144 H965mm
Bar: Flute Diag W20mm
Finial: H150 x W110mm
Cl:3.6kg Alu:1.3kg



Railing Bars including Finials continued



R145 H1280mm
Bar: Flute Diag W20mm
Finial: H180 x W125mm
Cl:2.9kg Alu:1.0kg



R146 H1250mm
Bar: Flute Diag W20mm
Finial: H165 x W95mm
Cl:3.6kg Alu:1.3kg



R147 H1190mm
Bar: Ribbed 2 side W20mm
Finial: H180 x W70mm
Cl:3.6kg Alu:1.3kg



R148 H1070mm
Bar: Ribbed 2 side W20mm
Finial: H150 x W55mm
Cl:4.4kg Alu:1.6kg



R149 H1170mm
Bar: Ribbed 2 side W18mm
Finial: H160 x W70mm
Cl:2.6kg Alu:0.9kg



R150 H1200mm
Bar: Ribbed 4 sides W22mm
Finial: H185 x W110mm
Cl:4.2kg Alu:1.5kg



R151 H1520mm
Bar: Quatrefoil W30 x 20mm
Finial: H170 x W110mm
Cl:5.7kg Alu:2.1kg



R152 H1200mm
Bar: 2 sided flute W20mm
Finial: H190 x W100mm
Cl:4.4kg Alu:1.6kg



R153 H1240mm
Bar: 2 sided flute W20mm
Finial: H220 x W130mm
Cl:3.9kg Alu:1.4kg



R154 H1430mm
Bar: 2 sided flute W20mm
Finial: H180 x W80mm
Cl:4.4kg Alu:1.6kg



R155 H1410mm
Bar: Octagonal W25mm
Finial: H200 x W100mm
Cl:6.7kg Alu:2.4kg



R156 H1080mm
Bar: Chamfer W20mm
Finial: H200 x W65mm
Cl:3.7kg Alu:1.3kg



Railing Bars including Finials continued



R157 H1480mm
Bar: Chamfer W25mm
Finial: H175 x W90mm
Cl:4.0kg Alu:1.4kg



R158 H1500mm
Bar: Chamfer W25mm
Finial: H160 x W80mm
Cl:6.5kg Alu:2.3kg



R159 H1170mm
Bar: Chamfer W25mm
Finial: H140 x W120mm
Cl:4.0kg Alu:1.4kg



R160 H1055mm
Bar: Chamfer W25mm
Finial: H150 x W100mm
Cl:4.5kg Alu:1.6kg




R161 H1250mm
Bar: Chamfer W20mm
Finial: H230 x W100mm
Cl:3.3kg Alu:1.2kg



R162 H1250mm
Bar: Rope W20mm
Finial: H210 x W120mm
Cl:3.5kg Alu:1.3kg



R163 H1310mm
Bar: Rope W25mm
Finial: H200 x W110mm
Cl:4.7kg Alu:1.7kg



R164 H1245mm
Bar: Rope W20mm
Finial: H180 x W100mm
Cl:2.6kg Alu:0.9kg



R165 H1000mm
Bar: Rope W20mm
Finial: H180 x W100mm
Cl:2.8kg Alu:1.0kg



R166 H1070mm
Bar: Rope W25mm
Finial: H210 x W130mm
Cl:3.9kg Alu:1.4kg




R167 H1110mm
Bar: Rope W25mm
Finial: H190 x W100mm
Cl:3.6kg Alu:1.3kg



R168 H940mm
Bar: Rope W25mm
Finial: H180 x W100mm
Cl:2.7kg Alu:1.0kg




Railing Bars including Finials continued




R169 H1200mm
Bar: Rope W20mm
Finial: H130 x W90mm
Cl:2.7kg Alu:1.0kg



R170 H1150mm
Bar: Rope W25mm
Finial: H140 x W50mm
Cl:4.4kg Alu:1.6kg



R171 H1240mm
Bar: Twist W25mm
Finial: H250 x W80mm
Cl:5.3kg Alu:1.9kg



R172 H1210mm
Bar: Misc W30mm
Finial: H390 x W160mm
Cl:13.6kg Alu:4.9kg



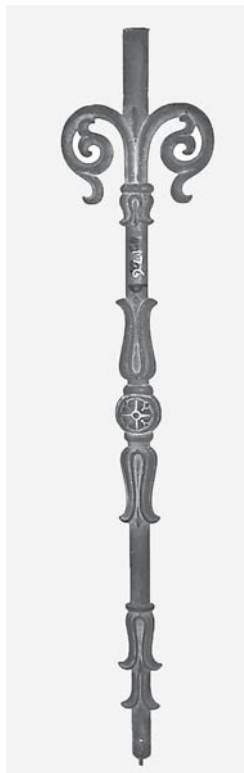
R173 H1130mm
Bar: Misc W35mm
Finial: H290 x W260mm
Cl:13.9kg Alu:5.0kg




R174 H1100mm
Bar: Misc W25mm
Finial: H320 x W270mm
Cl:13.6kg Alu:4.9kg



R175 H1100mm
Bar: Misc
Finial: H220 x W230mm
Cl:14.3kg Alu:5.1kg



R176 H1050mm
Bar: Misc
Cl:4.7kg Alu: Weight variable dependent on length



R177 H1010mm
Bar: Misc
Finial: H300mm
Cl:10.7kg Alu:3.9kg



R178 H1370mm
Bar: Misc
Finial: H220mm
Cl:11.7kg Alu:4.2kg



Cast Iron Finials

Our range of heritage finials is arguably unsurpassed in the UK if not the world. We have a finial to suit almost every single requirement, no matter the design, all manufactured from our foundry in the UK. Even with this stunning range we do not claim to have every finial in existence so we are more than happy to replicate any sample casting that you may have.

Where possible the catalogue is split into various sub-headings for the finials to make finding the right one as easy as possible - with such a vast variation in designs there are a few that cross between sections. Castings can be produced from 1 offs to large, batch quantities in the thousands - no enquiry is too small or too large.

Finial Sub-Sections

1. Fleur-de-lis
2. Urns
3. Spear Heads
4. Triangular Spear Heads
5. Spikes
6. Crosses
7. Large Finials
8. Floral Design

Purchasing Guide















- Width dimensions are taken at the widest section.
- Height dimensions are taken from the bottom of the ornamentation. Please note that where these are pins/ screwed bar in the bottom of the finial these are not included in the length.
- We can add steel pins to the bottom of the finials to allow for easy site fixing.
- If these are to be welded (although we do not endorse the welding of cast iron) we would highly recommend ordering ductile iron.
- Alternatively, if clients are looking to weld cast iron, we would strongly recommend using a high nickel content welding rod.
- Weights of the castings are variable depending on which metal is ordered.
- All castings are hand-made to order using traditional foundry methods and can be produced in grey iron, ductile iron or in aluminium.

ORDER TODAY!

CALL: +44 (0)1506 822 721



1. Fleur-de-lis

						
F001 H140 x W100mm Base: W40mm Cl:1.15kg Alu:0.41kg	F002 H220 x W140mm Base: W50mm Cl:3.06kg Alu:1.10kg	F003 H230 x W190mm Base: W50mm Cl:1.2kg Alu:0.43kg	F004 H250 x W85mm Base: W50mm Cl:1.46kg Alu:0.53kg	F005 H180 x W70mm Base: W30mm Cl:0.5kg Alu:0.18kg	F006 H200 x W130mm Base: W40mm Cl:1.2kg Alu:0.43kg	F007 H215 x W120mm Base: W40mm Cl:1.7kg Alu:0.61kg
						
F008 H170 x W60mm Base: W25mm Cl:0.53kg Alu:0.19kg	F009 H200 x W140mm Base: W40mm Cl:1.24kg Alu:0.45kg	F010 H210 x W145mm Base: W40mm Cl:1.39kg Alu:0.5kg	F011 H220 x W120mm Base: W35mm Cl:1.5kg Alu:0.54kg	F012 H170 x W100mm Base: W25mm Cl:0.75kg Alu:0.27kg	F013 H210 x W120mm Base: W35mm Cl:1.11kg Alu:0.4kg	F014 H145 x W85mm Base: W35mm Cl:0.67kg Alu:0.24kg

Cast Iron Finials continued



1. Fleur-de-lis continued



F015
H200 x W120mm
Base: W45mm
Cl:1.32kg Alu:0.48kg



F016
H200 x W140mm
Base: W45mm
Cl:1.35kg Alu:0.49kg



F017
H200 x W150mm
Base: W50mm
Cl:2.18kg Alu:0.78kg



F018
H130 x W85mm
Base: W40mm
Cl:0.69kg Alu:0.25kg



F019
H140 x W75mm
Base: W30mm
Cl:0.69kg Alu:0.25kg



F020
H180 x W70mm
Base: W40mm
Cl:0.86kg Alu:0.31kg



F021
H180 x W100mm
Base: W40mm
Cl:1.23kg Alu:0.44kg




F022
H140 x W80mm
Base: W40mm
Cl:0.56kg Alu:0.2kg




F023
H165 x W100mm
Base: W50mm
Cl:0.54kg Alu:0.19kg



F024
H170 x W120mm
Base: W35mm
Cl:0.95kg Alu:0.34kg



F025
H140 x W65mm
Base: W25mm
Cl:0.5kg Alu:0.18kg



F026
H220 x W100mm
Base: W40mm
Cl:1.10kg Alu:0.4kg




F027
H150 x W75mm
Base: W30mm
Cl:0.62kg Alu:0.22kg



F028
H180 x W90mm
Base: W40mm
Cl:1.0kg Alu:0.36kg



F029
H180 x W80mm
Base: W50mm
Cl:0.32kg Alu:0.12kg



F030
H230 x W110mm
Base: W60mm
Cl:1.42kg Alu:0.51kg



F031
H250 x W95mm
Base: W55mm
Cl:1.64kg Alu:0.59kg



F032
H200 x W100mm
Base: W50mm
Cl:1.39kg Alu:0.5kg



F033
H200 x W100mm
Base: W45mm
Cl:1.10kg Alu:0.4kg




F034
H130 x W90mm
Base: W45mm
Cl:0.76kg Alu:0.27kg




F035
H170 x W120mm
Base: W50mm
Cl:1.3kg Alu:0.47kg




F036
H155 x W85mm
Base: W30mm
Cl:0.83kg Alu:0.3kg




F037
H160 x W90mm
Base: W20mm
Cl:0.75kg Alu:0.27kg



F038
H190 x W70mm
Base: W30mm
Cl:0.6kg Alu:0.22kg



F039
H180 x W90mm
Base: W30mm
Cl:0.76kg Alu:0.27kg



F040
H200 x W100mm
Base: W50mm
Cl:0.4kg Alu:0.14kg



F041
H170 x W95mm
Base: W25mm
Cl:0.72kg Alu:0.26kg



F042
H180 x W90mm
Base: W40mm
Cl:0.78kg Alu:0.28kg



F043
H100 x W150mm
Base: W35mm
Cl:0.91kg Alu:0.33kg



F044
H150 x W80mm
Base: W50mm
Cl:0.83kg Alu:0.3kg



F045
H140 x W85mm
Base: W35mm
Cl:0.65kg Alu:0.23kg



F046
H185 x W110mm
Base: W30mm
Cl:1.45kg Alu:0.52kg



F047
H140 x W120mm
Base: W40mm
Cl:0.58kg Alu:0.21kg



F048
H180 x W170mm
Base: W30mm
Cl:0.62kg Alu:0.22kg

Cast Iron Finials continued



2. Urns



FU001
H220 x W90mm
Base: W550mm
Cl:3.60kg Alu:1.3kg



FU002
H125 x W50mm
Base: W350mm
Cl:0.74kg Alu:0.27kg



FU003
H170 x W70mm
Base: W350mm
Cl:1.91kg Alu:0.69kg



FU004
H180 x W80mm
Base: W350mm
Cl:2.0kg Alu:0.72kg



FU005
H210 x W90mm
Base: W700mm
Cl:2.92kg Alu:1.05kg



FU006
H210 x W90mm
Base: W500mm
Cl:2.73kg Alu:0.98kg



FU007
H150 x W70mm
Base: W500mm
Cl:1.63kg Alu:0.59kg



FU008
H190 x W90mm
Base: W500mm
Cl:3.0kg Alu:1.08kg



FU009
H180 x W70mm
Base: W500mm
Cl:1.93kg Alu:0.69kg



FU010
H200 x W70mm
Base: W450mm
Cl:1.6kg Alu:0.58kg



FU011
H190 x W70mm
Base: W450mm
Cl:1.65kg Alu:0.59kg



FU012
H140 x W80mm
Base: W600mm
Cl:1.99kg Alu:0.72kg



FU013
H200 x W70mm
Base: W400mm
Cl:1.99kg Alu:0.72kg



FU014
H190 x W70mm
Base: W500mm
Cl:1.89kg Alu:0.68kg



FU015
H170 x W70mm
Base: W50mmØ
Cl:1.98kg Alu:0.71kg



FU016
H170 x W90mm
Base: W40mmØ
Cl:2.87kg Alu:1.03kg



FU017
H210 x W70mm
Base: W40mm Sq
Cl:2.27kg Alu:0.82kg



FU018
H190 x W70mm
Base: W40mmØ
Cl:2.6kg Alu:0.94kg



FU019
H170 x W90mm
Base: W50mmØ
Cl:2.81kg Alu:1.01kg



FU020
H170 x W80mm
Base: W45mmØ
Cl:1.89kg Alu:0.68kg




FU021
H210 x W90mm
Base: W45mmØ
Cl:2.9kg Alu:1.04kg



FU022
H170 x W90mm
Base: W50mmØ
Cl:2.67kg Alu:0.96kg



FU023
H185 x W70mm
Base: W40mmØ
Cl:1.6kg Alu:0.58kg



FU024
H220 x W90mm
Base: W50mmØ
Cl:3.59kg Alu:1.29kg



FU025
H210 x W80mm
Base: W55mmØ
Cl:3.87kg Alu:1.39kg



FU026
H220 x W90mm
Base: W50mmØ
Cl:4.23kg Alu:1.52kg



FU027
H220 x W100mm
Base: W50mmØ
Cl:4.9kg Alu:1.76kg



FU028
H200 x W90mm
Base: W50mmØ
Cl:2.9kg Alu:1.04kg



FU029
H200 x W110mm
Base: W60mmØ
Cl:3.72kg Alu:1.34kg



FU030
H230 x W80mm
Base: W50mmØ
Cl:3.0kg Alu:1.08kg



FU031
H210 x W90mm
Base: W50mmØ
Cl:2.8kg Alu:1.01kg



FU032
H240 x W90mm
Base: W50mmØ
Cl:2.8kg Alu:1.01kg



FU033
H180 x W80mm
Base: W50mmØ
Cl:2.27kg Alu:0.82kg



FU034
H170 x W90mm
Base: W50mmØ
Cl:2.24kg Alu:0.81kg



FU035
H210 x W70mm
Base: W45mm Sq
Cl:2.1kg Alu:0.76kg

Cast Iron Finials continued



2. Urns continued



FU036
H230 x W90mm
Base: W50mmØ
Cl:4.52kg Alu:1.63kg



FU037
H140 x W90mm
Base: W50mmØ
Cl:2.17kg Alu:0.78kg



FU038
H190 x W90mm
Base: W50mmØ
Cl:2.7kg Alu:0.97kg



FU039
H190 x W80mm
Base: W50mmØ
Cl:2.06kg Alu:0.74kg



FU040
H170 x W60mm
Base: W50mmØ
Cl:1.5kg Alu:0.54kg



FU041
H200 x W100mm
Base: W50mmØ
Cl:2.72kg Alu:0.98kg




FU042
H290 x W110mm
Base: W60mmØ
Cl:10.56kg Alu:3.8kg



FU043
H120 x W110mm
Base: W60mmØ
Cl:9.44kg Alu:3.4kg



FU044
H260 x W130mm
Base: W70mmØ
Cl:13.33kg Alu:4.8kg



FU045
H370 x W130mm
Base: W70mmØ
Cl:17.0kg Alu:6.12kg



FU046
H320 x W140mm
Base: W70mmØ
Cl:15.0kg Alu:5.4kg

3. Spear Heads



FS001
H150 x W55mm
Base: W25mmØ
Cl:0.57kg Alu:0.21kg



FS002
H140 x W50mm
Base: W25mmØ
Cl:0.52kg Alu:0.19kg



FS003
H150 x W60mm
Base: W30mmØ
Cl:1.59kg Alu:0.57kg



FS004
H190 x W60mm
Base: W30mmØ
Cl:1.08kg Alu:0.39kg



FS005
H220 x W90mm
Base: W50mmØ
Cl:1.0kg Alu:0.36kg



FS006
H165 x W55mm
Base: W30mmØ
Cl:0.78kg Alu:0.28kg



FS007
H150 x W55mm
Base: W25mm Sq
Cl:1.58kg Alu:0.57kg



FS008
H195 x W60mm
Base: W50mmØ
Cl:0.9kg Alu:0.32kg



FS009
H155 x W55mm
Base: W30mmØ
Cl:0.45kg Alu:0.16kg



FS010
H165 x W70mm
Base: W20mm Sq
Cl:0.58kg Alu:0.21kg



FS011
H170 x W60mm
Base: W30mmØ
Cl:0.8kg Alu:0.29kg



FS012
H220 x W25mm
Base: W45mm
Round Flute
Cl:2.6kg Alu:0.94kg



FS013
H165 x W65mm
Base: W25mm Sq
Cl:0.52kg Alu:0.19kg



FS014
H150 x W40mm
Base: W20mmØ
Cl:0.83kg Alu:0.3kg

Cast Iron Finials continued



3. Spear Heads continued



FS015
H185 x W95mm
Base: W30mmØ
Cl:1.0kg Alu:0.36kg



FS016
H200 x W60mm
Base: W20mmØ
Cl:0.68kg Alu:0.24kg



FS017
H240 x W65mm
Base: W20mmØ
Cl:0.8kg Alu:0.29kg



FS018
H150 x W55mm
Base: W40mmØ
Cl:0.7kg Alu:0.25kg



FS019
H150 x W50mm
Base: W20mm Sq
Cl:0.5kg Alu:0.18kg



FS020
H225 x W50mm
Base: W20mm Sq
Cl:0.75kg Alu:0.27kg



FS021
H150 x W60mm
Base: W30mmØ
Cl:0.58kg Alu:0.21kg



FS022
H110 x W40mm
Base: W15 x 10mm
Cl:0.18kg Alu:0.06kg



FS023
H200 x W65mm
Base: W25mmØ
Cl:0.5kg Alu:0.18kg



FS024
H160 x W75mm
Base: W20mm Sq
Cl:0.57kg Alu:0.21kg



FS025
H220 x W55mm
Base: W35mmØ
Cl:0.7kg Alu:0.25kg



FS026
H160 x W35mm
Base: W10mm Sq
Cl:0.35kg Alu:0.13kg



FS027
H215 x W70mm
Base: W50mmØ
Cl:1.0kg Alu:0.36kg



FS028
H220 x W50mm
Base: W25mm Sq
Cl:0.8kg Alu:0.29kg



FS029
H230 x W70mm
Base: W25mmØ
Cl:0.8kg Alu:0.29kg



FS030
H200 x W90mm
Base: W30mm Sq
Cl:1.0kg Alu:0.36kg



FS031
H170 x W60mm
Base: W10mmØ
Cl:0.3kg Alu:0.11kg



FS032
H130 x W50mm
Base: W15mm Sq
Cl:0.3kg Alu:0.11kg



FS033
H200 x W60mm
Base: W20mm Sq
Cl:0.2kg Alu:0.07kg



FS034
H160 x W60mm
Base: W25mm Sq
Cl:0.44kg Alu:0.16kg




FS035
H150 x W65mm
Base: W35mmØ
Cl:0.32kg Alu:0.12kg



FS036
H160 x W75mm
Base: W20mmØ
Cl:0.2kg Alu:0.07kg



FS037
H165 x W35mm
Base: W20mm Sq
Cl:0.22kg Alu:0.08kg



FS038
H170 x W50mm
Base: W25mmØ
Cl:0.38kg Alu:0.14kg



FS039
H110 x W45mm
Base: W20mm Sq
Cl:0.25kg Alu:0.09kg



FS040
H120 x W40mm
Base: W20mm Sq
Cl:0.25kg Alu:0.09kg



FS041
H155 x W75mm
Base: W25mm Sq
Cl:0.75kg Alu:0.27kg



FS042
H220 x W80mm
Base: W25mm Sq
Cl:1.0kg Alu:0.36kg



FS043
H200 x W50mm
Base: W25 x W10
Cl:0.39kg Alu:0.14kg



FS044
H175 x W60mm
Base: W30mmØ
Cl:1.0kg Alu:0.36kg



FS045
H175 x W50mm
Base: W20mmØ
Cl:0.53kg Alu:0.19kg



FS046
H240 x W65mm
Base: W20mmØ
Cl:0.8kg Alu:0.29kg



FS047
H180 x W60mm
Base: W40mmØ
Cl:0.18kg Alu:0.06kg



FS048
H175 x W45mm
Base: W20mm Sq
Cl:0.28kg Alu:0.1kg



FS049
H200 x W60mm
Base: W50mmØ
Cl:1.2kg Alu:0.43kg

Cast Iron Finials continued



3. Spear Heads continued



FS050
H165 x W60mm
Base: W25mm Sq
Cl:0.58kg Alu:0.21kg



FS051
H190 x W50mm
Base: W20mmØ
Cl:0.62kg Alu:0.22kg



FS052
H170 x W70mm
Base: W40 x 30mm
Cl:0.52kg Alu:0.19kg



FS053
H150 x W30mm
Base: W20mmØ
Cl:0.45kg Alu:0.16kg



FS054
H80 x W30mm
Base: W20mmØ
Cl:0.16kg Alu:0.06kg



FS055
H180 x W65mm
Base: W30mm Sq
Cl:1.0kg Alu:0.36kg



FS056
H170 x W50mm
Base: W20mmØ
Cl:0.58kg Alu:0.21kg



FS057
H140 x W40mm
Base: W15mm Sq
Cl:0.28kg Alu:0.1kg



FS058
H210 x W70mm
Base: W25mm Sq
Cl:0.85kg Alu:0.31kg



FS059
H170 x W50mm
Base: W25mm Sq
Cl:0.5kg Alu:0.18kg



FS060
H230 x W60mm
Base: W25mm Sq
Cl:0.67kg Alu:0.24kg



FS061
H200 x W90mm
Base: W30mm Sq
Cl:1.1kg Alu:0.4kg



FS062
H240 x W80mm
Base: W25mm Sq
Cl:1.52kg Alu:0.55kg



FS063
H230 x W60mm
Base: W35mmØ
Cl:0.9kg Alu:0.32kg



FS064
H180 x W60mm
Base: W25mm Sq
Cl:0.56kg Alu:0.2kg



FS065
H110 x W30mm
Base: W15mm Sq
Cl:0.28kg Alu:0.1kg



FS066
H140 x W55mm
Base: W25mm Sq
Cl:0.36kg Alu:0.13kg



FS067
H150 x W60mm
Base: W30mmØ
Cl:0.29kg Alu:0.1kg



FS068
H180 x W60mm
Base: W25mm Sq
Cl:0.64kg Alu:0.23kg



FS069
H190 x W60mm
Base: W25mmØ
Cl:0.9kg Alu:0.32kg



FS070
H200 x W70mm
Base: W25mmØ
Cl:1.16kg Alu:0.42kg



FS071
H210 x W95mm
Base: W30mm Sq
Cl:1.40kg Alu:0.5kg



FS072
H190 x W60mm
Base: W45mmØ
Cl:0.83kg Alu:0.3kg



FS073
H190 x W50mm
Base: W25mmØ
Cl:0.7kg Alu:0.25kg



FS074
H200 x W50mm
Base: W25mmØ
Cl:0.5kg Alu:0.18kg



FS075
H230 x W80mm
Base: W50mmØ
Cl:1.67kg Alu:0.6kg



FS076
H230 x W120mm
Base: W40mm Sq
Cl:1.5kg Alu:0.54kg



FS077
H170 x W40mm
Base: W25mmØ
Cl:0.45kg Alu:0.16kg



FS078
H250 x W70mm
Base: W50mmØ
Cl:2.0kg Alu:0.72kg



FS079
H160 x W90mm
Base: W25mmØ
Cl:0.3kg Alu:0.11kg



FS080
H180 x W110mm
Base: W40mmØ
Cl:0.56kg Alu:0.2kg

Cast Iron Finials continued



4. Triangular Spear Heads




FT001
H210 x W100mm
Base: W20mm Sq
Cl:0.51kg Alu:0.18kg



FT002
H120 x W150mm
Base: W25mm Sq
Cl:0.83kg Alu:0.3kg



FT003
H175 x W125mm
Base: W25mm Sq
Cl:0.9kg Alu:0.32kg



FT004
H200 x W80mm
Base: W20mm Sq
Cl:0.52kg Alu:0.19kg



FT005
H190 x W110mm
Base: W25mm Sq
Cl:0.58kg Alu:0.21kg




FT006
H180 x W80mm
Base: W30mm Sq
Cl:1.0kg Alu:0.36kg



FT007
H160 x W115mm
Base: W30mm Sq
Cl:0.64kg Alu:0.23kg



FT008
H210 x W130mm
Base: W20mmØ
Cl:0.69kg Alu:0.25kg



FT009
H170 x W80mm
Base: W25mm Sq
Cl:0.78kg Alu:0.28kg



FT010
H190 x W100mm
Base: W50mmØ
Cl:0.94kg Alu:0.34kg



FT011
H190 x W115mm
Base: W25mm Sq
Cl:0.6kg Alu:0.22kg



FT012
H125 x W120mm
Base: W25mmØ
Cl:0.44kg Alu:0.16kg



FT013
H150 x W65mm
Base: W30mmØ
Cl:0.64kg Alu:0.23kg



FT014
H240 x W100mm
Base: W30mmØ
Cl:1.57kg Alu:0.57kg



FT015
H170 x W70mm
Base: W20mmØ
Cl:0.83kg Alu:0.3kg



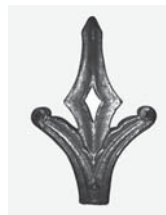
FT016
H180 x W50mm
Base: W40mm Sq
Cl:1.0kg Alu:0.36kg



FT017
H200 x W50mm
Base: W30mmØ
Cl:0.88kg Alu:0.32kg



FT018
H190 x W50mm
Base: W20mmØ
Cl:0.64kg Alu:0.23kg



FT019
H180 x W120mm
Base: W25mm Sq
Cl:0.97kg Alu:0.35kg



FT020
H210 x W140mm
Base: W25mm Sq
Cl:0.78kg Alu:0.28kg



FT021
H185 x W130mm
Base: W20mmØ
Cl:0.76kg Alu:0.27kg




FT022
H160 x W70mm
Base: W30mm Rib
Cl:0.5kg Alu:0.18kg



FT023
H180 x W70mm
Base: W40mmØ
Cl:0.64kg Alu:0.23kg



FT024
H190 x W90mm
Base: W35mmØ
Cl:0.74kg Alu:0.27kg



FT025
H270 x W90mm
Base: W25mm Sq
Cl:1.6kg Alu:0.58kg



FT026
H1190 x W115mm
Base: W40mmØ
Cl:0.87kg Alu:0.31kg



FT027
H165 x W120mm
Base: W20mm Sq
Cl:0.4kg Alu:0.14kg



FT028
H220 x W80mm
Base: W20 x 10mm
Cl:0.12kg Alu:0.04kg



FT029
H180 x W100mm
Base: W20mm Sq
Cl:0.17kg Alu:0.06kg



FT030
H220 x W90mm
Base: W50mmØ
Cl:1.0kg Alu:0.36kg



FT031
H200 x W70mm
Base: W20mmØ
Cl:0.63kg Alu:0.23kg



FT032
H180 x W100mm
Base: W30mmØ
Cl:0.46kg Alu:0.17kg



FT033
H150 x W100mm
Base: W20mmØ
Cl:0.56kg Alu:0.2kg



FT034
H200 x W80mm
Base: W20mmØ
Cl:0.96kg Alu:0.35kg



FT035
H180 x W55mm
Base: W25mm Sq
Cl:0.65kg Alu:0.23kg

Cast Iron Finials continued



4. Triangular Spear Heads continued



FT036
H170 x W70mm
Base: W25mmØ
Cl:0.51kg Alu:0.18kg



FT037
H140 x W70mm
Base: W20mm Sq
Cl:0.44kg Alu:0.16kg



FT038
H120 x W70mm
Base: W20mm Sq
Cl:0.32kg Alu:0.12kg



FT039
H220 x W70mm
Base: W20mmØ
Cl:0.88kg Alu:0.32kg



FT040
H230 x W240mm
Base: W60mm Sq
Cl:1.75kg Alu:0.63kg



FT041
H145 x W70mm
Base: W30mmØ
Cl:0.44kg Alu:0.16kg


5. Spikes



FK001
H180 x W100mm
Base: W100x20mm
Cl:0.45kg Alu:0.16kg



FK002
H180 x W30mm
Base: 20mm Ø
Cl:0.36kg Alu:0.13kg



FK003
H120 x W50mm
Base: 30mm Ø
Cl:0.36kg Alu:0.13kg



FK004
H160 x W40mm
Base: 35mm Ø
Cl:0.45kg Alu:0.16kg



FK005
H200 x W65mm
Base: 30mm Ø
Cl:0.9kg Alu:0.32kg



FK006
H160 x W70mm
Base: 20mm Ø
Cl:0.91kg Alu:0.33kg



FK007
H120 x W50mm
Base: 30mm Ø
Cl:0.47kg Alu:0.17kg



FK008
H150 x W30mm
Base: 25mm Sq
Cl:0.42kg Alu:0.15kg



FK009
H120 x W30mm
Base: 40mm Sq
Cl:0.39kg Alu:0.14kg



FK010
H270 x W50mm
Base: 25mm Sq
Cl:1.9kg Alu:0.68kg



FK011
H225 x W25mm
Base: 25mm Sq
Cl:1.81kg Alu:0.65kg



FK012
H280 x W50mm
Base: 35mm Sq
Cl:2.39kg Alu:0.86kg



FK013
H260 x W35mm
Base: 35mm Sq
Cl:2.08kg Alu:0.75kg



FK014
H160 x W20mm
Base: 20mm Sq
Cl:0.32kg Alu:0.12kg



FK015
H200 x W20mm
Base: 20mm Sq
Cl:0.41kg Alu:0.15kg



FK0016
H170 x W22mm
Base: 22mm Sq
Cl:0.47kg Alu:0.17kg



FK017
H245 x W25mm
Base: 25mm Sq
Cl:0.86kg Alu:0.31kg



FK018
H230 x W20mm
Base: 20mm Sq
Cl:0.76kg Alu:0.27kg



FK019
H165 x W20mm
Base: 20mm Sq
Cl:0.5kg Alu:0.18kg



FK020
H180 x W20mm
Base: 20mm Sq
Cl:0.46kg Alu:0.17kg



FK021
H155 x W20mm
Base: 20mm Sq
Cl:0.24kg Alu:0.09kg

Cast Iron Finials continued



5. Spikes continued




FK022
H145x W22mm
Base: 22mm Sq
Cl:0.4kg Alu:0.14kg



FK023
H100x W25mm
Base: 20mm Sq
Cl:0.14kg Alu:0.05kg



FK024
H135x W25mm
Base: 20mm Sq
Cl:0.25kg Alu:0.09kg



FK025
H200x W20mm
Base: 20mm Sq
Cl:0.33kg Alu:0.12kg



FK026
H200x W20mm
Base: 20mm Sq
Cl:0.45kg Alu:0.16kg



FK027
H165x W20mm
Base: 20mm Sq
Cl:0.44kg Alu:0.16kg



FK028
H85x W20mm
Base: 20mm Sq
Cl:0.36kg Alu:0.13kg



FK029
H120 x W40mm
Base: 25mm Ø
Cl:0.14kg Alu:0.05kg



FK030
H160 x W50mm
Base: 25mm Ø
Cl:0.12kg Alu:0.04kg



FK031
H200 x W30mm
Base: 25mm Sq
Cl:0.60kg Alu:0.22kg



FK032
H190 x W25mm
Base: 25mm Sq
Cl:0.54kg Alu:0.19kg



FK033
H160 x W25mm
Base: 10mm Ø
Cl:0.18kg Alu:0.06kg



FK034
H145 x W20mm
Base: 20mm Sq
Cl:0.3kg Alu:0.11kg



FK035
H155 x W25mm
Base: 25mm Sq
Cl:0.34kg Alu:0.12kg



FK036
H190 x W20mm
Base: 20mm Sq
Cl:0.46kg Alu:0.17kg



FK037
H120 x W60mm
Base: 30mm Ø
Cl:0.82kg Alu:0.3kg



FK038
H160 x W40mm
Base: 25mm Ø
Cl:0.48kg Alu:0.17kg



FK039
H160 x W25mm
Base: 25mm Sq
Cl:0.44kg Alu:0.16kg



FK040
H110 x W30mm
Base: 20mm Ø
Cl:0.1kg Alu:0.1kg



FK041
H150 x W20mm
Base: 20mm Sq
Cl:0.25kg Alu:0.09kg




FK042
H140 x W40mm
Base: 25mm Ø
Cl:0.39kg Alu:0.14kg

6. Crosses



FC001
H180 x W100mm
Base: 40mm Sq
Cl:1.13kg Alu:0.41kg



FC002
H150 x W90mm
Base: 40mm Ø
Cl:1.22kg Alu:0.44kg



FC003
H150 x W100mm
Base: 25mm Ø
Cl:0.54kg Alu:0.19kg



FC004
H150 x W120mm
Base: 30mm Sq
Cl:0.75kg Alu:0.27kg



FC005
H260 x W155mm
Base: 25mm Sq
Cl:1.61kg Alu:0.58kg



FC006
H210 x W100mm
Base: 20mm Sq
Cl:0.72kg Alu:0.26kg



FC007
H125x W70mm
Base: 10mm Ø
Cl:1.14kg Alu:0.05kg

Cast Iron Finials continued



6. Crosses continued



FC008
H180x W135mm
Base: 35mm Sq
Cl:0.86kg Alu:0.31kg



FC009
H210x W130mm
Base: 35mm Q'foil
Cl:1.87kg Alu:0.67kg



FC010
H130x W115mm
Base: 30x20mm
Cl:0.58kg Alu:0.21kg



FC011
H140x W120mm
Base: 50x40mm
Cl:0.88kg Alu:0.32kg



FC012
H250x W140mm
Base: 30mm Sq
Cl:1.47kg Alu:0.53kg



FC013
H145x W110mm
Base: 30mm Ø
Cl:0.78kg Alu:0.28kg



FC014
H200x W100mm
Base: 20mm Ø
Cl:0.42kg Alu:0.15kg



FC015
H160x W70mm
Base: 20mm Sq
Cl:0.7kg Alu:0.25kg



FC016
H180x W90mm
Base: 30x20mm
Cl:0.65kg Alu:0.23kg



FC017
H165x W115mm
Base: 20mm Sq
Cl:0.8kg Alu:0.29kg




FC018
H100x W90mm
Base: 40x20mm
Cl:0.48kg Alu:0.17kg



FC019
H200x W50mm
Base: 50mm Sq
Cl:2.8kg Alu:1.01kg



FC020
H150x W90mm
Base: 20mm Sq
Cl:0.36kg Alu:0.13kg



FC021
H140x W70mm
Base: 30mm Ø
Cl:0.64kg Alu:0.23kg



FC022
H130x W140mm
Base: 25mm Sq
Cl:0.83kg Alu:0.3kg



FC023
H120x W140mm
Base: 25mm Ø
Cl:1.08kg Alu:0.39kg



FC024
H150x W140mm
Base: 25mm Sq
Cl:0.56kg Alu:0.2kg



FC025
H200x W150mm
Base: 25mm Sq
Cl:0.64kg Alu:0.23kg



FC026
H200x W100mm
Base: 20mm Ø
Cl:0.33kg Alu:0.12kg

7. Large Finials



FL001
H210 x W80mm
Base: 50mm
Cl:1.75kg Alu:0.63kg



FL002
H230 x W100mm
Base: 45mm
Cl:2.5kg Alu:0.9kg



FL003
H260 x W100mm
Base: 45mm
Cl:2.18kg Alu:0.78kg



FL004
H280 x W100mm
Base: 60mm
Cl:4.4kg Alu:1.58kg



FL005
H200 x W110mm
Base: 90mm
Cl:4.8kg Alu:1.73kg



FL006
H290 x W155mm
Base: 45mm
Cl:1.85kg Alu:0.67kg



FL007
H250 x W200mm
Base: 20mm
Cl:1.2kg Alu:0.43kg

Cast Iron Finials continued



7. Large Finials continued



FL008
H220 x W80mm
Base: 40mm
Cl:2.22kg Alu:0.80kg



FL009
H330 x W100mm
Base: 70mm
Cl:5.4kg Alu:1.94kg



FL010
H260 x W90mm
Base: 40mm
Cl:1.96kg Alu:0.71kg



FL011
H260 x W70mm
Base: 40mm
Cl:1.7kg Alu:0.61kg



FL012
H230 x W100mm
Base: 30mm
Cl:1.75kg Alu:0.63kg



FL013
H300x W150mm
Base: 30mm
Cl:4.5kg Alu:1.62kg



FL014
H250 x W110mm
Base: 60mm
Cl:3.83kg Alu:1.38kg



FL015
H300x W100mm
Base: 60mm
Cl:3.87kg Alu:1.39kg



FL016
H330 x W100mm
Base: 40mm
Cl:5.5kg Alu:1.98kg



FL017
H390 x W100mm
Base: 70mm
Cl:6.5kg Alu:2.34kg



FL018
H300 x W110mm
Base: 50mm
Cl:3.8kg Alu:1.37kg



FL019
H250 x W60mm
Base: 45mm
Cl:1.64kg Alu:0.59kg



FL020
H210 x W65mm
Base: 30mm
Cl:1.7kg Alu:0.61kg



FL021
H250 x W70mm
Base: 50mm
Cl:2.3kg Alu:0.83kg



FL022
H240 x W100mm
Base: 100mm
Cl:2.7kg Alu:0.97kg



FL023
H230 x W70mm
Base: 60mm
Cl:2.55kg Alu:0.92kg



FL024
H280 x W50mm
Base: 50mm
Cl:2.65kg Alu:0.95kg



FL025
H280 x W70mm
Base: 40mm
Cl:0.7kg Alu:0.25kg



FL026
H180 x W90mm
Base: 50mm
Cl:2.18kg Alu:0.78kg



FL027
H270 x W110mm
Base: 30mm
Cl:1.49kg Alu:0.54kg



FL028
H200 x W70mm
Base: 40mm
Cl:1.87kg Alu:0.67kg




FL029
H190 x W60mm
Base: 45mm
Cl:1.36kg Alu:0.49kg




FL030
H260 x W70mm
Base: 50mm
Cl:2.26kg Alu:0.81kg



FL031
H280 x W110mm
Base: 70mm
Cl:2.13kg Alu:0.77kg



FL032
H200 x W95mm
Base: 50mm
Cl:1.25kg Alu:0.45kg



FL033
H210 x W120mm
Base: N/A
Cl:1.0kg Alu:0.36kg



FL034
H225 x W120mm
Base: 20mm
Cl:1.48kg Alu:0.53kg



FL035
H270 x W65mm
Base: 50mm
Cl:2.3kg Alu:0.83kg




FL036
H200 x W50mm
Base: 30mm
Cl:1.2kg Alu:0.43kg



FL037
H250 x W90mm
Base: 30mm
Cl:1.31kg Alu:0.47kg



FL038
H240 x W50mm
Base: 35mm
Cl:2.0kg Alu:0.72kg



FL039
H260 x W75mm
Base: 50mm
Cl:1.54kg Alu:0.55kg



FL040
H350 x W80mm
Base: 40mm
Cl:4.75kg Alu:1.71kg



FL041
H210 x W80mm
Base: 40mm
Cl:2.8kg Alu:1.01kg



FL042
H310 x W90mm
Base: 40mm
Cl:3.3kg Alu:1.19kg

Cast Iron Finials continued



7. Large Finials continued




FL043
H240 x W90mm
Base: 90mm
Cl:2.30kg Alu:0.83kg



FL044
H130 x W50mm
Base: 50mm
Cl:1.92kg Alu:0.69kg



FL045
H230 x W100mm
Base: 45mm
Cl:1.82kg Alu:0.66kg



FL046
H210 x W140mm
Base: 45mm
Cl:1.93kg Alu:0.69kg




FL047
H210 x W100mm
Base: 50mm
Cl:1.75kg Alu:0.63kg



FL048
H210x W110mm
Base: 30mm
Cl:1.80kg Alu:0.65kg



FL049
H225 x W130mm
Base: 30mm
Cl:1.76kg Alu:0.63kg



FL050
H210x W140mm
Base: 50mm
Cl:2.18kg Alu:0.78kg



FL051
H230 x W75mm
Base: 45mm
Cl:5.0kg Alu:1.8kg



FL052
H210 x W60mm
Base: 40mm
Cl:1.70kg Alu:0.61kg



FL053
H235 x W80mm
Base: 60mm
Cl:3.48kg Alu:1.25kg



FL054
H240 x W65mm
Base: 50mm
Cl:2.2kg Alu:0.79kg



FL055
H210 x W90mm
Base: 50mm
Cl:3.0kg Alu:1.08kg



FL056
H240 x W90mm
Base: 50mm
Cl:2.64kg Alu:0.95kg




FL057
H200 x W70mm
Base: 50mm
Cl:5.56kg Alu:2.0kg



FL058
H200 x W50mm
Base: 20mm
Cl:1.6kg Alu:0.58kg



FL059
H220 x W55mm
Base: 55mm
Cl:1.77kg Alu:0.64kg



FL060
H210 x W70mm
Base: 50mm
Cl:2.19kg Alu:0.79kg



FL061
H260 x W100mm
Base: 55mm
Cl:2.2kg Alu:0.79kg



FL062
H200 x W100mm
Base: 30mm
Cl:1.64kg Alu:0.59kg



FL063
H200 x W60mm
Base: 50mm
Cl:1.84kg Alu:0.66kg



FL064
H220 x W85mm
Base: 55mm
Cl:3.14kg Alu:1.13kg



FL065
H220 x W55mm
Base: 40mm
Cl:2.62kg Alu:0.94kg



FL066
H200 x W70mm
Base: 70mm
Cl:2.25kg Alu:0.81kg



FL067
H210 x W100mm
Base: 40mm
Cl:2.8kg Alu:1.01kg



FL068
H270 x W90mm
Base: 50mm
Cl:3.0kg Alu:1.08kg



FL069
H260 x W110mm
Base: 20mm
Cl:2.5kg Alu:0.9kg



FL070
H230 x W70mm
Base: 30mm
Cl:1.6kg Alu:0.58kg



FL071
H220 x W15mm
Base: 45mm
Cl:2.6kg Alu:0.94kg



FL072
H180 x W75mm
Base: 20mm
Cl:1.9kg Alu:0.68kg



FL073
H170 x W65mm
Base: 50mm
Cl:1.47kg Alu:0.53kg



FL074
H160 x W70mm
Base: 50mm
Cl:1.48kg Alu: 0.53kg



FL075
H260 x W80mm
Base: 25mm
Cl:1.62kg Alu: 0.58kg



FL076
H250 x W130mm
Base: 40mm
Cl:2.45kg Alu:0.88kg



FL077
H220 x W120mm
Base: 25mm
Cl:1.64kg Alu:0.59kg

Cast Iron Finials continued



7. Large Finials continued



FL078
H190x W50mm
Base: 40mm
Cl:1.1kg Alu:0.4kg



FL079
H190 x W80mm
Base: 50mm
Cl:1.17kg Alu:0.42kg



FL080
H280 x W140mm
Base: 40mm
Cl:1.49kg Alu:0.54kg



FL081
H200 x W140mm
Base: 30mm
Cl:2.18kg Alu:0.78kg



FL082
H240 x W130mm
Base: 40mm
Cl:2.29kg Alu:0.82kg



FL083
H230x W85mm
Base: 50mm
Cl:2.1kg Alu:0.76kg



FL084
H220 x W60mm
Base: 35mm
Cl:1.8kg Alu:0.65kg



FL085
H300x W135mm
Base: 60mm
Cl:3.8kg Alu:1.37kg



FL086
H220 x W100mm
Base: 40mm
Cl:2.46kg Alu:0.89kg



FL087
H260 x W70mm
Base: 30mm
Cl:1.12kg Alu:0.4kg



FL088
H240 x W100mm
Base: 40mm
Cl:3.31kg Alu:1.19kg



FL089
H210 x W80mm
Base: 30mm
Cl:4.15kg Alu:1.49kg



FL090
H225 x W110mm
Base: 25mm
Cl:1.25kg Alu:0.45kg




FL091
H230 x W140mm
Base: 25mm
Cl:1.3kg Alu:0.47kg



FL092
H190 x W50mm
Base: 50mm
Cl:1.6kg Alu:0.58kg



FL093
H190 x W70mm
Base: 50mm
Cl:1.58kg Alu:0.57kg



FL094
H190 x W80mm
Base: 30mm
Cl:1.5kg Alu:0.54kg



FL095
H235 x W70mm
Base: 60mm
Cl:2.63kg Alu:0.95kg




FL096
H220 x W100mm
Base: 70mm
4.1kg Alu:1.48kg



FL097
H230 x W230mm
Base: 40mm
Cl:4.5kg Alu:1.62kg



FL098
H270 x W100mm
Base: 60mm
Cl:3.6kg Alu:1.3kg



FL099
H120 x W90mm
Base: 30mm
Cl:1.7kg Alu:0.61kg



FL100
H240 x W100mm
Base: 50mm
Cl:2.98kg Alu:1.07kg



FL101
H290 x W100mm
Base: 40mm
Cl:1.85kg Alu:0.67kg



FL102
H240 x W90mm
Base: 55mm
Cl:3.64kg Alu:1.31kg



FL103
H250 x W140mm
Base: 30mm
Cl:6.67kg Alu:2.4kg



FL104
H240 x W100mm
Base: 50mm
Cl:3.22kg Alu:1.16kg



FL105
H190 x W460mm
Cl:4.0kg Alu:1.44kg



FL106
H240 x W130mm
Base: 60mm
Cl:3.44kg Alu:1.24kg



FL107
H210 x W115mm
Base: 45mm
Cl:1.12kg Alu:0.4kg



FL108
H280 x W110mm
Base: 50mm
Cl:0.83kg Alu:0.3kg




FL109
H300x W140mm
Base: 80mm
Cl:9.5kg Alu:3.42kg



FL110
H360 x W100mm
Base: 50mm
Cl:7.0kg Alu:2.52kg



FL111
H260 x W100mm
Base: 50mm
Cl:3.3kg Alu:1.19kg



FL112
H225 x W110mm
Base: 30mm
Cl:2.1kg Alu:0.76kg

Cast Iron Finials continued




7. Large Finials continued



FL113
H220 x W100mm
Base: 40mm
Cl:3.40kg Alu:1.22kg



FL114
H200 x W130mm
Base: 30mm
Cl:2.35kg Alu:0.85kg



FL115
H270 x W115mm
Base: 30mm
Cl:2.78kg Alu:1.0kg



FL116
H260 x W120mm
Base: 55mm
Cl:5.70kg Alu:2.05kg



FL117
H250 x W140mm
Base: 50mm
Cl:4.20kg Alu:1.51kg



FL118
H320 x W100mm
Base: 50mm
Cl:4.10kg Alu:1.48kg



FL119
H250 x W120mm
Base: 80mm
Cl:4.60kg Alu:1.66kg



FL120
H300 x W100mm
Base: 70mm
Cl:10.0kg Alu:3.60kg



FL121
H240 x W100mm
Base: 80mm
Cl:6.0kg Alu:2.16kg



FL122
H230 x W80mm
Base: 60mm
Cl:4.44kg Alu:1.6kg



FL123
H240 x W90mm
Base: 60mm
Cl:6.5kg Alu:2.34kg



FL124
H170 x W180mm
Base: 65mm
Cl:2.0kg Alu:0.72kg

8. Floral Design



FF001
H220 x W100mm
Base: 32mm
Cl:0.31kg Alu:0.11kg



FF002
H185 x W60mm
Base: 45mm
Cl:1.0kg Alu:0.36kg




FF003
H185 x W130mm
Base: 40mm
Cl:1.09kg Alu:0.39kg



FF004
H180 x W60mm
Base: 50mm
Cl:1.27kg Alu:0.46kg



FF005
H150 x W70mm
Base: 25mm
Cl:0.87kg Alu:0.31kg



FF006
H200 x W110mm
Base: 40mm
Cl:0.85kg Alu:0.31kg



FF007
H140 x W60mm
Base: 40mm
Cl:0.96kg Alu:0.35kg



FF008
H180 x W80mm
Base: 50mm
Cl:0.5kg Alu:0.18kg



FF009
H140 x W110mm
Base: 50x30mm
Cl:1.25kg Alu:0.45kg



FF010
H140 x W40mm
Base: 80mm
Cl:0.7kg Alu:0.25kg



FF011
H180 x W75mm
Base: 30mm
Cl:0.67kg Alu:0.24kg



FF012
H180 x W70mm
Base: 20mm
Cl:0.75kg Alu:0.27kg



FF013
H190x W60mm
Base: 30mm
Cl:1.36kg Alu:0.49kg



FF014
H190 x W100mm
Base: 40mm
Cl:0.98kg Alu:0.35kg

Cast Iron Finials continued



8. Floral Design continued




FF015
H170 x W80mm
Base: 50x30mm
Cl:1.67kg Alu:0.6kg



FF016
H170 x W80mm
Base: 30mm
Cl:0.57kg Alu:0.21kg



FF017
H180 x W100mm
Base: 30mm
Cl:0.64kg Alu:0.23kg



FF018
H110 x W60mm
Base: 20mm
Cl:0.36kg Alu:0.21kg



FF019
H110 x W30mm
Base: 30mm
Cl:0.76kg Alu:0.27kg



FF020
H160 x W115mm
Base: 30mm
Cl:0.64kg Alu:0.23kg



FF021
H170 x W70mm
Base: 20mm
Cl:0.7kg Alu:0.25kg



FF022
H135 x W80mm
Base: 40mm
Cl:0.63kg Alu:0.23kg



FF023
H170 x W90mm
Base: 25mm
Cl:1.37kg Alu:0.49kg



FF024
H210 x W110mm
Base: 40mm
Cl:1.37kg Alu:0.49kg



FF025
H165x W90mm
Base: 30mm
Cl:0.57kg Alu:0.21kg



FF026
H210 x W70mm
Base: 35mm
Cl:1.0kg Alu:0.36kg



FF027
H190 x W80mm
Base: 30x25mm
Cl:0.88kg Alu:0.32kg



FF028
H170 x W90mm
Base: 30mm
Cl:0.57kg Alu:0.21kg



FF029
H210 x W120mm
Base: 30mm
Cl:1.3kg Alu:0.47kg



FF030
H260 x W80mm
Base: 45mm
Cl:3.58kg Alu:1.29kg



FF031
H220 x W120mm
Base: 40mm
Cl:1.3kg Alu:0.47kg



FF032
H210 x W70mm
Base: 50mm
Cl:2.25kg Alu:0.81kg



FF033
H170x W50mm
Base: 20mm
Cl:0.53kg Alu:0.19kg



FF034
H200 x W170mm
Base: 20x10mm
Cl:0.4kg Alu:0.14kg



FF035
H180 x W100mm
Base: 50mm
Cl:2.4kg Alu:0.86kg



FF036
H140 x W70mm
Base: 20mm
Cl:0.75kg Alu:0.27kg



FF037
H185 x W75mm
Base: 45x15mm
Cl:0.54kg Alu:0.19kg



FF038
H210 x W100mm
Base: 30mm
Cl:1.78kg Alu:0.64kg



FF039
H240 x W70mm
Base: 50mm
Cl:3.2kg Alu:1.15kg



FF040
H170 x W60mm
Base: 40mm
Cl:0.64kg Alu:0.23kg



FF041
H150 x W100mm
Base: 35x25mm
Cl:0.65kg Alu:0.23kg



FF042
H170x W130mm
Base: 35x25mm
Cl:1.0kg Alu:0.36kg



FF043
H170 x W80mm
Base: 30mm
Cl:1.5kg Alu:0.54kg



FF044
H150 x W110mm
Base: 50x25mm
Cl:1.06kg Alu:0.38kg



FF045
H210 x W65mm
Base: 40mm
Cl:0.8kg Alu:0.38kg



FF046
H230 x W230mm
Base: 65mm
Cl:2.5kg Alu:1.62kg



FF047
H230 x W110mm
Base: 25mm
Cl:2.0kg Alu:0.72kg



FF048
H160 x W75mm
Base: 30mm
Cl:0.52kg Alu:0.19kg



FF049
H220 x W90mm
Base: 25mm
Cl:1.08kg Alu:0.39kg

Cast Iron Finials continued



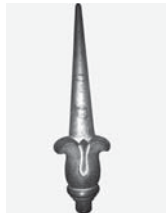
8. Floral Design continued



FF050
H230 x W85mm
Base: 30mm
Cl:1.7kg Alu:0.61kg



FF051
H90 x W80mm
Base: 20mm
Cl:0.6kg Alu:0.22kg



FF052
H260 x W80mm
Base: 25mm
Cl:1.78kg Alu:0.64kg



FF053
H140x W80mm
Base: 30mm
Cl:0.64kg Alu:0.23kg



FF054
H220 x W70mm
Base: 50mm
Cl:1.78kg Alu:0.64kg



FF055
H170 x W70mm
Base: 14mm
Cl:0.95kg Alu:0.34kg



FF056
H120 x W90mm
Base: 25mm
Cl:0.56kg Alu:0.2kg



FF057
H175 x W100mm
Base: 20mm
Cl:6.19kg Alu:2.23kg



FF058
H230 x W85mm
Base: 50mm
Cl:2.8kg Alu:1.01kg



FF059
H180 x W70mm
Base: 30mm
Cl:1.6kg Alu:0.58kg



FF060
H250 x W190mm
Base: 50mm
Cl:5.14kg Alu:1.85kg



FF061
H230 x W60mm
Base: 40mm
Cl:1.05kg Alu:0.54kg



FF062
H145 x W95mm
Base: 30x5mm
Cl:0.24kg Alu:0.09kg



FF063
H80 x W60mm
Base: 25mm
Cl:0.42kg Alu:0.15kg



FF064
H215 x W80mm
Base: 30mm
Cl:1.17kg Alu:0.42kg



FF065
H175x W110mm
Base: 25mm
Cl:1.39kg Alu:0.5kg




FF066
H240 x W70mm
Base: 65mm
Cl:2.4kg Alu:0.86kg



FF067
H210 x W90mm
Base: 30mm
Cl:1.62kg Alu:0.58kg



FF068
H150x W60mm
Base: 25mm
Cl:0.56kg Alu:0.2kg



FF069
H170 x W70mm
Base: 30mm
Cl:1.3kg Alu:0.47kg



FF070
H160 x W75mm
Base: 25mm
Cl:0.75kg Alu:0.27kg



FF071
H220 x W80mm
Base: 20mm
Cl:1.3kg Alu:0.47kg



Ductile iron railings supplied by Ballantine Castings which we designed from an old photograph



Backstays and Posts

Cast iron backstays and posts form an integral part of many railing structures giving structural security and stability to longer runs. They also add an aesthetic charm to linear runs of railings breaking up the monotony of a fixed bar design. We have a range of backstays and posts to suit most requirements and railing designs. Although structural in purpose they are often of a beautiful, yet functional, design.

Purchasing Guide

- Most of the backstays are interchangeable with the railing posts as they can be cast separate and mechanically fixed to any posts.
- If railings are in panel form all posts will require fixing lugs. This can be carried at extra cost across the range.
- Fixing methodology is of utmost importance in choosing the correct supporting structure for a railing run. Please call our technical sales team who will be able to help with any enquiry.
- We can supply piers and pilasters as specials so if you cannot find what you are looking for in our catalogue please call out technical sales team who will be happy to assist in any matter.
- All castings are hand-made to order using traditional foundry methods and can be produced in grey iron or ductile iron.

ORDER TODAY! CALL: +44 (0)1506 822 721



B001 H770 x W260 x D10mm
Cl:4.7kg Alu:1.7kg



B002 H880 x W250 x D30mm
Cl:16.8kg Alu:6.0kg



B003 H460 x W190 x D20mm
Cl:4.5kg Alu:1.6kg



B004 H800 x W520 x D20mm
Cl:9.3kg Alu:3.3kg



B005 H1060 x W240 x D30mm
Cl:15.5kg Alu:5.6kg



B006 H1280 x W240 x D30mm
Cl:15.5kg Alu:5.6kg



B007 H1280 x W300 x D20mm
Cl:11.1kg Alu:4.0kg



B008 H1400 x W360 x D20mm
Cl:15.5kg Alu:5.6kg



Backstays and Posts continued




B009 H880 x W260 x D20mm
Cl:5.0kg Alu:1.8kg



B010 H900 x W360 x D25mm
Cl:13.5kg Alu:4.9kg



B011 H1100 x W280 x D30mm
Cl:10.0kg Alu:3.6kg



B012 H900 x W160 x D20mm
Cl:6.4kg Alu:2.3kg



B013 H730 x W620 x D20mm
Cl:2.5kg Alu:0.9kg



B014 H1340 x W340 x D55mm
Cl:24.7kg Alu:8.9kg



B015 H895 x W250 x D25mm
Cl:8.3kg Alu:3.0kg




B016 H1220 x W300 x D25mm
Cl:25.0kg Alu:9.0kg



P001 H1020 x W220 x D25mm
Cl:16.9kg Alu:6.1kg



P002 H1100 x W190 x D30mm
Cl:17.9kg Alu:6.4kg



P003 H1220 x W300 x D25mm
Cl:30.8kg Alu:11.1kg



P004 H1375 x W180 x D30mm
Cl:12.1kg Alu:4.4kg



Backstays and Posts continued



P005 H1240 x W60 x D28mm
Cl:24.0kg Alu:8.6kg



P006 H1290 x W40 x D40mm
Cl:18.9kg Alu:6.8kg



P007 H1380 x W50 x D50mm
Cl:20.8kg Alu:7.5kg



P008 H1600 x W70 x D70mm
Cl:52.8kg Alu:19.0kg



P009
H1200 x W50/65 x D50/65mm
Cl:26.5kg Alu:9.5kg



P010 H1360 x W40 x D40mm
Cl:28.0kg Alu:10.1kg



P011 H1930 x W55 x D55mm
Cl:61.1kg Alu:22.0kg



P012 H1500 x W70 x D70mm
Cl:38.9kg Alu:14.0kg



P013
H1365 x W60/40 x D60/40mm
Cl:12.1kg Alu:4.4kg




P014 H1930 x W50 x D50mm
Cl:38.9kg Alu:14.0kg



Backstays and Posts continued



P015 H1500 x W60 x D60mm
Cl:36.1kg Alu:13.0kg



P016 H2700 x W40 x D40mm
*Weight variable depending on length



P017 H1300 x W60
Cl:61.1kg Alu:22.0kg



P018 H1400 x W50 x D50mm
Cl:9.0kg Alu:3.2kg



P019 H1310 x W45 x D45mm
Cl:9.5kg Alu:3.4kg



P020 H1320 x W45 x D45mm
Cl:17.2kg Alu:6.2kg



P021 H1260 x W40 x D40mm
Cl:10.5kg Alu:3.8kg



P022 H1260 x W40 x D40mm
Cl:15.0kg Alu:5.4kg



P023 H1060 x W45 x D2.5mm
Cl:16.7kg Alu:6.0kg



P024 H1250 x W28 x D28mm
Cl:11.1kg Alu:4.0kg



Backstays and Posts continued



P025 H1230xW50xD50mm
Cl:17.5kg Alu:6.3kg



P026 H1150xW25xD25mm
Cl:9.4kg Alu:3.4kg



P027 H1450xW40xD40mm
Cl:20.6kg Alu:7.4kg



P028 H1280xW50xD50mm
Cl:27.8kg Alu:10.0kg




P029 H1450xW40xD40mm
Cl:15.3kg Alu:5.5kg



P030 H1640xW40xD40mm
Cl:19.4kg Alu:7.0kg



P031 H1600xW60xD60mm
Cl:55.6kg Alu:20.0kg



P032 H1700xW50xD50mm
Cl:30.6kg Alu:11.0kg



Custom designed railing and stanchion posts by Ballantine Castings



Top Rails

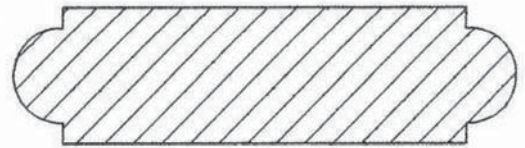
A far more elegant and durable alternative than the simple mild steel option. Modern practises have favoured the use of cheaper steel alternatives but this truly takes away from the sophistication of a railing run. Cast iron top-rails offer a far more stylish proposition and come in a number of shapes and forms that can easily match any railing bar type. The catalogued items are to act as a guide only. We have a number of top-rails not shown in the catalogue so if you require something not shown in this section please get in touch.

Purchasing Guide

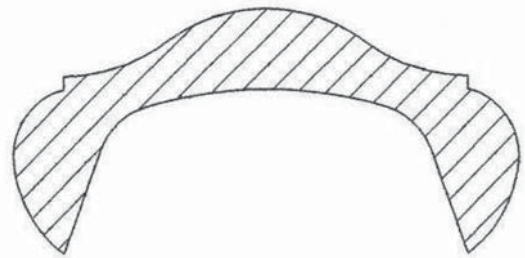
- We strongly recommend that top-rails are purchased in ductile iron. This offers a structurally sound and intricately ornate alternative to mild steel and allows for better expansion/contraction with weather extremes.
- Most of the top rails are half-lapped at the ends to allow for simple, mechanical fixing on site.
- In general top-rails are provided solid to be drilled to suit. We can create apertures to suit in top-rails on request.

ORDER TODAY!

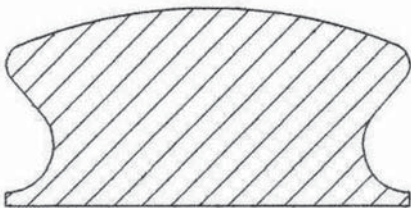
CALL: +44 (0)1506 822 721



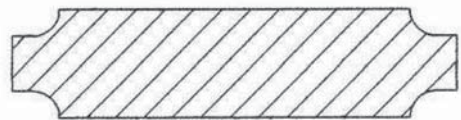
TR001 L1500mm



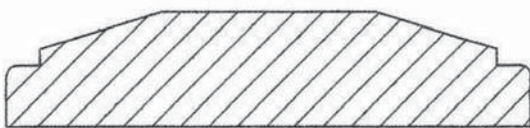
TR002 L1188mm



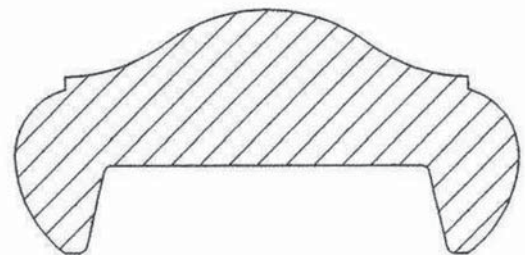
TR003 L1307mm



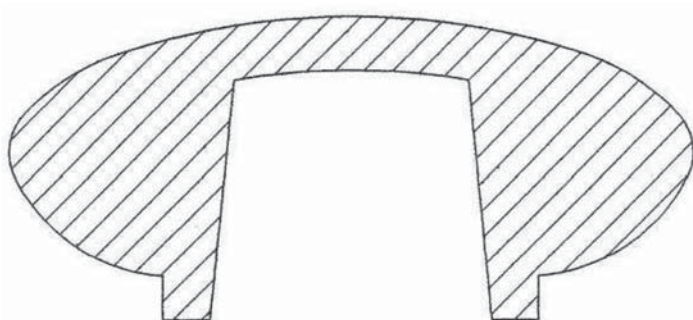
TR004 L1817mm



TR005 L1188mm



TR006 L1487mm


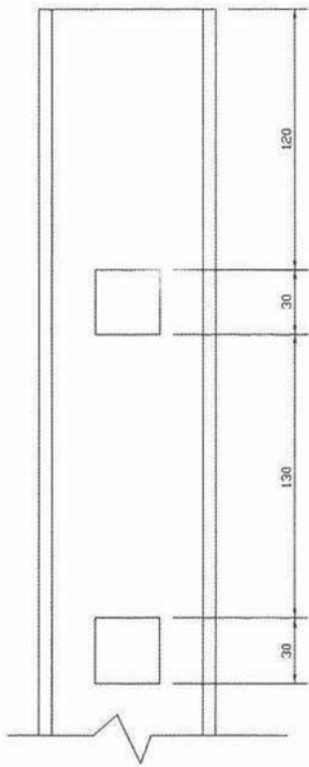


TR007 L1500mm


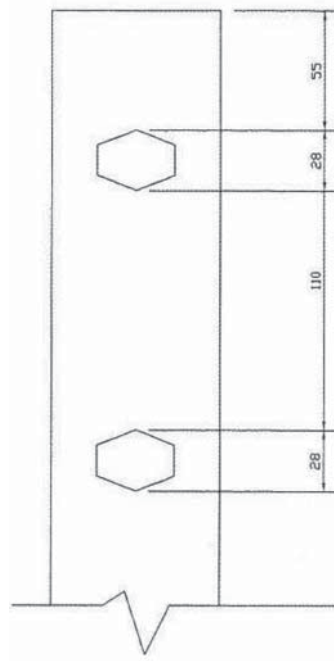
ALL FULL SIZE SECTIONS




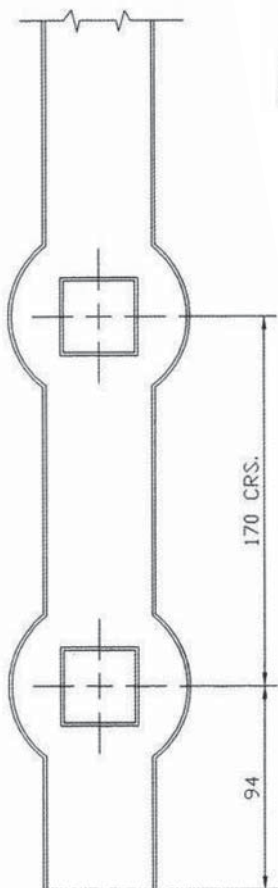
Top Rails continued



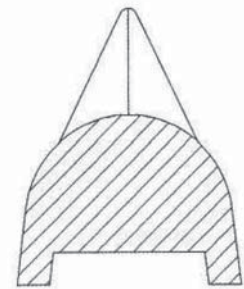
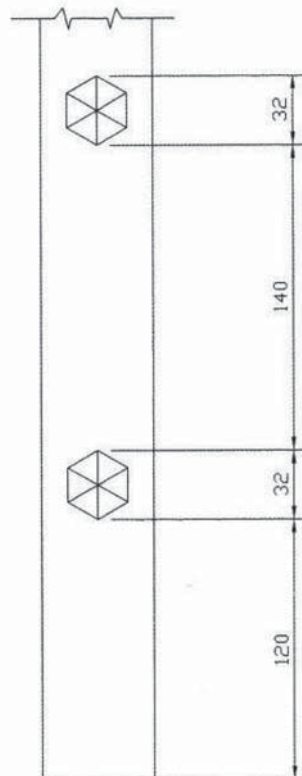
TR008
This pattern of holes repeats along full length of Handrail L1242mm



TR009
This pattern of holes repeats along full length of Handrail L1271mm



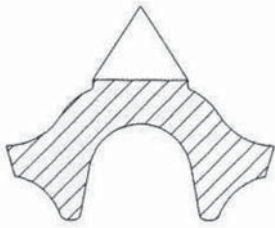
TR010
This Pattern of Boss and Holes repeats along full length of Handrail L1194mm



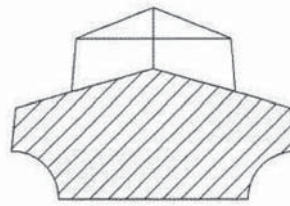
TR011
This Pattern of Spikes repeats along full length of Handrail L1357mm



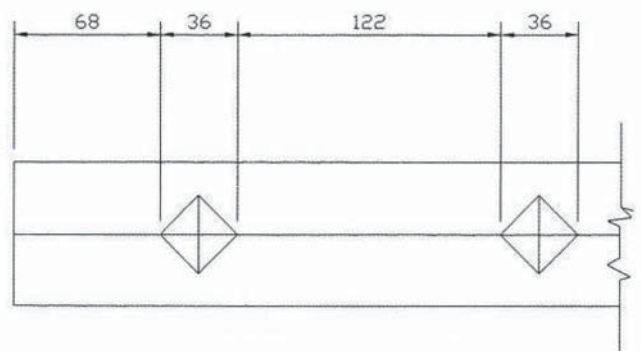
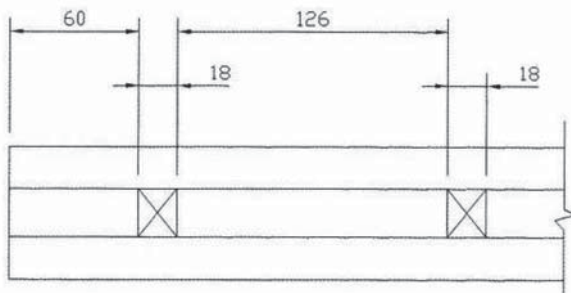
Top Rails continued



TR012
This Pattern of Spikes repeats along full length of Handrail L860mm



TR011
This Pattern of Spikes repeats along full length of Handrail L1150mm



Ballantine Castings cast iron railings with ornate top-rail



Large Railing and Balcony Panels

Large railing and balcony panels offer our customers a more ornate and intricately complex alternative to stair panels and railing bars. These are perfect for longer exterior fencing, balcony panels, brattishing and provide an aesthetic, durable and artisan solution for any fencing need. Our range is such that the designs can easily harmonise with their surrounding area whilst adding value and aesthetic appeal to any property. Many of our larger panels are made bespoke to each order so we can easily work from new drawings, old photographs or indeed a concept.

Purchasing Guide


- The majority of our panel patterns are specifically designed to slot together seamlessly over a run.
- All panels are designed for straight runs only. If you have a raking requirement please call our technical sales team for more information.
- In some cases the photography of the panels creates the illusion that they are misshaped. We can assure all customers that all of our large railing panels are straight with square ends.
- We would recommend using cast or ductile iron for all railing panels as it is more durable and stronger than the aluminium alternative.
- Width dimensions are taken at the widest section and the height dimensions at the highest and lowest point.
- Over long runs of railings backstays and/or posts will be required to give the run structural integrity.
- As a general guide you should allow 75mm for bedding into stonework.
- Weights of the castings are variable depending on which metal is ordered. Again we strongly recommend cast or ductile iron for these products.
- Due to their size and weight these panels will usually have to be palletised for delivery.
- There are a number of broken elements on patterns that can be seen in the photographs. In the event of an order being placed these will be corrected free of charge.
- All castings are hand-made to order using traditional foundry methods and can be produced in grey iron, ductile iron or in aluminium.

ORDER TODAY!

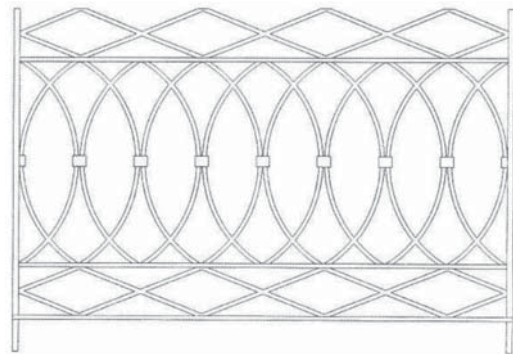
CALL: +44 (0)1506 822 721



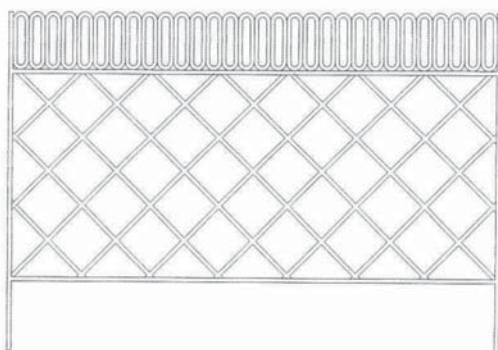
RP001 L740 x H580mm
Cl:12.00kg Alu:4.32kg




RP002 L640 x H590mm
Cl:9.00kg Alu:3.24kg



RP003 L1220 x H840mm
Cl:31.00kg Alu:11.16kg



RP004 L1220 x H840mm
Cl:34.00kg Alu:12.24kg



RP005 L1440 x H520mm
Cl:44.00kg Alu:15.84kg



Large Railing and Balcony Panels continued



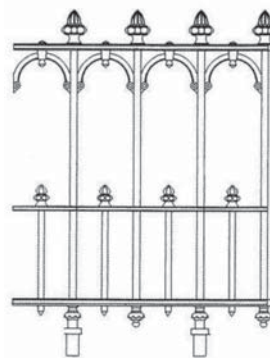
RP006 L1310xH680mm
Cl:37.00kg Alu:13.32kg



RP007 L670xH860mm
Cl:44.00kg Alu:15.84kg



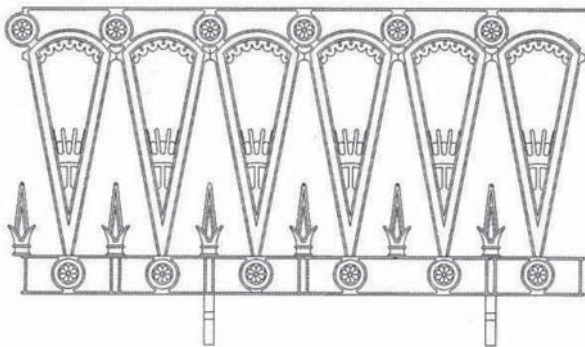
RP008 L2210xH860mm
Cl:124.00kg Alu:44.64kg



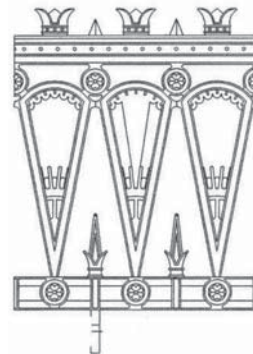
RP009 L881xH1119mm
Cl:31.00kg Alu:11.16kg




RP010 L915xH820mm
Cl:26.00kg Alu:9.36kg




RP011 L1216xH626mm
Cl:37.00kg Alu:13.32kg




RP012 L720xH933mm
Cl:30.00kg Alu:10.8kg



RP013 L960xH933mm
Cl:38.00kg Alu:13.68kg



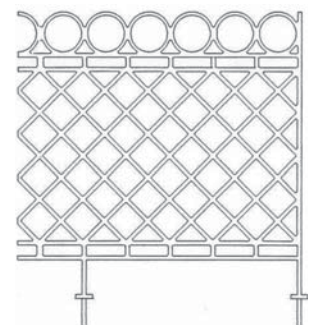
RP014 L960xH885mm
Cl:37.00kg Alu:13.32kg



RP015 L189xH1485mm
Cl:35.00kg Alu:12.60kg



RP016 L780xH973mm
Cl:34.00kg Alu:12.24kg




RP017 L900xH1331mm
Cl:43.00kg Alu:15.48kg




Large Railing and Balcony Panels continued




RP018 L480 x H1331mm
Cl:39.00kg Alu:14.04kg




RP019 L890 x H745mm
Cl:18.00kg Alu:6.48kg




RP020 L1237 x H535mm
Cl:43.00kg Alu:15.48kg




RP021 L880 x H785mm
Cl:40.00kg Alu:14.40kg



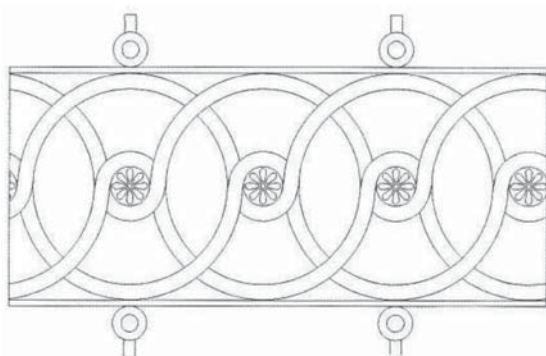
RP022 L1321 x H680mm
Cl:37.00kg Alu:13.32kg



RP023 L1150 x H600mm
Cl:24.00kg Alu:8.64kg



RP024 L1336 x H795mm
Cl:52.00kg Alu:18.72kg




RP025 L910 x H590mm
Cl:46.00kg Alu:16.56kg




RP026 L870 x H720mm
Cl:28.00kg Alu:10.08kg




Large Railing and Balcony Panels continued




RP027 L1013xH755mm
Cl:42.00kg Alu:15.12kg




RP028 L915xH965mm
Cl:46.00kg Alu:16.56kg



RP029 L914xH760mm
Cl:37.00kg Alu:13.32kg



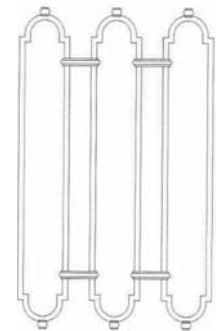
RP030 L1013xH755mm
Cl:42.00kg Alu:15.12kg




RP031 L935xH1220mm
Cl:41.00kg Alu:14.76kg



RP032 L510xH1265mm
Cl:50.00kg Alu:18.00kg




RP033 L540xH880mm
Cl:33.00kg Alu:11.88kg



RP034 L725xH920mm
Cl:37.00kg Alu:13.32kg




RP035 L750xH1160mm
Cl:38.00kg Alu:13.68kg



RP036 L770xH615mm
Cl:36.00kg Alu:12.96kg



RP037 L180xH1275mm
Cl:34.00kg Alu:12.24kg



RP038 L1045xH1332mm
Cl:51.00kg Alu:18.36kg



RP039 L860xH640mm
Cl:54.17kg Alu:19.50kg




RP040 L625xH685mm
Cl:13.89kg Alu:5.00kg



Large Railing and Balcony Panels continued




RP041 L770xH900mm
Cl:19.00kg Alu:6.84kg



RP042 L1265xH680mm
Cl:29.17kg Alu:10.50kg



RP043 L700xH880mm
Cl:9.72kg Alu:3.50kg



RP044 L760xH850mm
Cl:20.00kg Alu:7.20kg



RP045 L600xH1235mm
Cl:35.00kg Alu:12.60kg



RP046 L390xH950mm
Cl:17.00kg Alu:6.12kg



RP047 L670xH1500mm
Cl:70.83kg Alu:25.50kg



RP048 L940xH720mm
Cl:23.00kg Alu:8.28kg



RP049 L900xH740mm
Cl:16.67kg Alu:6.00kg



RP050 L850xH880mm
Cl:43.00kg Alu:15.48kg



RP051 L900xH740mm
Cl:16.67kg Alu:6.00kg



RP052 L1160xH510mm
Cl:18.50kg Alu:6.66kg



Large Railing and Balcony Panels continued



RP053 L1160xH820mm
Cl:16.00kg Alu:5.76kg



RP054 L440xH770mm
Cl:16.00kg Alu:5.76kg



RP055 L560xH570mm
Cl:8.50kg Alu:3.06kg



RP056 L810xH425mm
Cl:9.00kg Alu:3.24kg



RP057 L430xH914mm
Cl:18.50kg Alu:6.66kg



RP058 L485xH770mm
Cl:11.50kg Alu:4.14kg



RP059 L1070xH1000mm
Cl:46.00kg Alu:16.56kg



RP060 L740xH930mm
Cl:11.50kg Alu:4.14kg



RP061 L1100xH670mm
Cl:19.00kg Alu:6.84kg



RP062 L1200xH855mm
Cl:37.50kg Alu:13.5kg




RP063 L1285xH660mm
Cl:20.00kg Alu:7.20kg



Large Railing and Balcony Panels continued



RP064 L1220xH655mm
Cl:32.00kg Alu:11.52kg



RP065 L1335xH740mm
Cl:33.50kg Alu:12.06kg



RP066 L660xH970mm
Cl:36.00kg Alu:12.96kg



RP067 L910xH655mm
Cl:27.00kg Alu:9.72kg



RP068 L1000xH850mm
Cl:36.00kg Alu:12.96kg




RP069 L1277xH780mm
Cl:29.00kg Alu:10.44kg



RP070 L910xH722mm
Cl:18.00kg Alu:6.48kg




RP071 L825xH830mm
Cl:44.00kg Alu:15.84kg



RP072 L1250xH850mm
Cl:44.00kg Alu:15.84kg



Large Railing and Balcony Panels continued



RP073 L1175 x H635mm
Cl:22.00kg Alu:7.92kg



RP074 L860 x H610mm
Cl:23.61kg Alu:8.50kg



RP075 L595 x H780mm
Cl:20.83kg Alu:7.50kg



RP076 L365 x H780mm
Cl:11.11kg Alu:4.00kg



RP077 L695 x H900mm
Cl:20.83kg Alu:7.50kg



RP078 L820 x H670mm
Cl:26.00kg Alu:9.36kg



RP079 L785 x H810mm
Cl:23.50kg Alu:8.46kg



RP080 L980 x H550mm
Cl:21.00kg Alu:7.56kg



RP081 L590 x H850mm
Cl:37.50kg Alu:13.50kg



RP082 L1845 x H480mm
Cl:66.67kg Alu:24.00kg



RP083 L750 x H1260mm
Cl:172.22kg Alu:62.00kg



RP084 L535 x H1050mm
Cl:27.50kg Alu:9.90kg



Large Railing and Balcony Panels continued



RP085 L860xH710mm
Cl:23.00kg Alu:8.28kg



RP086 L1250xH1470mm
Type: Gate Pattern
Cl:223.89kg Alu:80.60kg



RP087 L585xH585mm
Cl:15.00kg Alu:5.4kg



RP088 L310xH720mm
Cl:9.72kg Alu:3.50kg



RP089 L360xH500mm
Cl:15.00kg Alu:5.40kg



RP090 L810xH665mm
Cl:30.00kg Alu:10.80kg




RP091 L885xH885mm
Cl:38.00kg Alu:13.68kg




RP092 L930xH885mm
Cl:35.00kg Alu:12.60kg



RP093 L520xH620mm
Cl:15.00kg Alu:5.40kg



RP094 L1335xH545mm
Cl:42.00kg Alu:15.12kg



RP095 L1655xH545mm
Cl:60.00kg Alu:21.60kg



RP096 L720xH800mm
Cl:22.00kg Alu:7.92kg



RP097 L800xH770mm
Cl:38.00kg Alu:13.68kg



Large Railing and Balcony Panels continued



RP098 L700xH910mm
Cl:22.00kg Alu:7.92kg




RP099 L1100xH1040mm
Cl:59.72kg Alu:21.50kg



RP100 L1250xH740mm
Cl:54.17kg Alu:19.50kg



RP101 L500xH950mm
Cl:25.00kg Alu:9.00kg



RP102 L1200xH390mm
Cl:20.83kg Alu:7.50kg



RP103 L1160xH635mm
Cl:25.50kg Alu:9.18kg



RP104 L940xH1290mm
Type: Gate Pattern
Cl:45.00kg Alu:16.20kg



Ornamental Crestings

We have a vast range of ornamental and functional crestings perfect for both ridges and ornamental friezes. The castings offer a fantastic option for any period home and are entirely suitable for conservatory crestings, ridge crestings or wall tops. Ornamental crestings can also be used as an alternative to railing panels if a smaller, less heavy-set design is required.

Purchasing Guide

- Width and height dimensions are taken at the widest and highest sections.
- Weights of the castings are variable depending on which metal is ordered.
- As a general guide you should allow 70mm for bedding into stonework.
- If these are to be fixed into lead please ensure specialist advice is sought.
- All castings are hand-made to order using traditional foundry methods and can be produced in grey iron, ductile iron or in aluminium.




CR001 L1380xH320mm Cl:9.9kg Alu:3.6kg



CR002 L1100xH710mm Cl:5.1kg Alu:1.8kg




CR003 L880xH80mm Cl:35.0kg Alu:12.6kg



CR004 L900xH300mm Cl:6.5kg Alu:2.3kg



CR005 L1100xH250mm Cl:9.6kg Alu:3.5kg



CR006 L920xH490mm Cl:8.9kg Alu:3.2kg



CR007 L930xH755mm Cl:4.3kg Alu:1.5kg



CR008 L770xH150mm Cl:2.4kg Alu:0.9kg



CR009 L900xH140mm Cl:2.4kg Alu:0.9kg



CR010 L940xH180mm Cl:2.8kg Alu:1.0kg



Ornamental Crestings continued




CR011 L920xH140mm Cl:2.8kg Alu:1.1kg



CR012 L700xH150mm Cl:3.3kg Alu:1.2kg



CR013 L535xH235mm Cl:2.6kg Alu:0.9kg



CR014 L800xH190mm Cl:4.2kg Alu:1.5kg



CR015 L960xH300mm Cl:4.6kg Alu:1.7kg




CR016 L900xH200mm Cl:4.2kg Alu:1.5kg




CR017 L590xH185mm Cl:3.4kg Alu:1.2kg




CR018 L1405xH290mm Cl:8.3kg Alu:3.0kg



CR019 L800xH225mm Cl:9.3kg Alu:3.3kg



CR020 L1460xH160mm Cl:18.5kg Alu:6.7kg



CR021 L780xH50mm Cl:2.0kg Alu:0.72kg



CR022 L900xH220mm Cl:4.2kg Alu:1.5kg



Heritage, Victorian Cast Iron Brackets

We have a truly vast range of heritage brackets perfect for both internal and external use.

Cast iron brackets create an aura of timelessness and are a true testament to the endless possibilities of Victorian design.

Some are small enough to be perfect for book shelves, toilet cisterns or standard shelving units, whereas the other larger brackets can be used as spandrels for balconies or walkways.

Purchasing Guide

- Dimensions are taken across the vertical and horizontal lengths.
- Weights of the castings are variable depending on which metal is ordered.
- Please notify us if holes are needed for fixings. These can be drilled at an extra cost.
- All castings are hand-made to order using traditional foundry methods and can be produced in grey iron, ductile iron or in aluminium.

ORDER TODAY!

CALL: +44 (0)1506 822 721



BR001

Height (mm)	Width (mm)	CI Weight (kg)	Alu Weight (kg)
150	100	0.33	0.1188
155	125	0.38	0.1368
200	155	0.48	0.1728
205	480	0.65	0.234
230	175	0.65	0.234
235	180	0.68	0.2448
240	195	0.7	0.252
250	200	0.71	0.2556
255	200	0.73	0.2628
260	230	1	0.36
260	235	1	0.36
280	230	1.13	0.4068
300	250	1.21	0.4356
305	155	1.18	0.4248
310	300	1.35	0.486
330	260	1.38	0.4968
360	300	1.6	0.576
360	250	1.51	0.5436
410	355	1.68	0.6048
410	360	1.74	0.6264
455	405	2.13	0.7668



BR002

Height (mm)	Width (mm)	CI Weight (kg)	Alu Weight (kg)
160	160	0.58	0.2088
175	175	0.59	0.2124
235	235	1.2	0.432
250	250	1.25	0.45



BR004

Height (mm)	Width (mm)	CI Weight (kg)	Alu Weight (kg)
200	150	0.75	0.27
215	200	1.8	0.648
230	178	0.84	0.3024
285	185	0.75	0.27
250	200	0.75	0.27
285	230	1.45	0.522
305	260	0.85	0.306
310	225	0.82	0.2952
315	260	0.83	0.2988
350	300	0.85	0.306
350	330	0.91	0.3276
360	310	2.15	0.774
400	350	1.22	0.4392
460	410	3.59	1.2924
510	455	3.8	1.368
515	460	3.9	1.404



BR003

Height (mm)	Width (mm)	CI Weight (kg)	Alu Weight (kg)
175	125	0.52	0.1872
220	180	0.65	0.234
250	200	0.85	0.306
275	225	1.04	0.3744
300	250	1.22	0.4392
350	300	1.28	0.4608
455	400	1.4	0.504
400	350	1.38	0.4968



Heritage, Victorian Cast Iron Brackets continued



BR005

Height (mm)	Width (mm)	CI Weight (kg)	Alu Weight (kg)
250	200	0.86	0.3096
245	200	0.85	0.306
305	260	1.56	0.5616



BR006

Height (mm)	Width (mm)	CI Weight (kg)	Alu Weight (kg)
230	200	0.96	0.3456



BR007

Height (mm)	Width (mm)	CI Weight (kg)	Alu Weight (kg)
180	130	0.45	0.162
200	180	0.47	0.1692
230	180	0.56	0.2016



BR008

Height (mm)	Width (mm)	CI Weight (kg)	Alu Weight (kg)
260	230	1	0.36
250	190	0.92	0.3312



BR009

Height (mm)	Width (mm)	CI Weight (kg)	Alu Weight (kg)
155	130	0.32	0.1152
160	130	0.38	0.1368
205	155	0.46	0.1656
260	210	0.66	0.2376
280	230	0.83	0.2988
310	250	1.4	0.504
460	410	3.25	1.17



BR010

Height (mm)	Width (mm)	CI Weight (kg)	Alu Weight (kg)
100	120	0.28	0.1008
100	140	0.33	0.1188
150	150	0.65	0.234
170	145	0.53	0.1908
170	150	0.56	0.2016
175	175	0.57	0.2052
360	305	1.4	0.504
410	360	1.67	0.6012



BR011

Height (mm)	Width (mm)	CI Weight (kg)	Alu Weight (kg)
375	375	3.31	1.1916



BR012

Height (mm)	Width (mm)	CI Weight (kg)	Alu Weight (kg)
255	205	0.67	0.2412



BR013

Height (mm)	Width (mm)	CI Weight (kg)	Alu Weight (kg)
230	100	1.8	0.648
285	85	2.4	0.864



Heritage, Victorian Cast Iron Brackets continued



BR014
H570xW360mm Cl:6.5kg Alu:2.34kg



BR015 for hanging baskets
H450xW360mm Cl:3.05kg Alu:1.098kg



BR016
H680xW365mm Cl:8.0kg Alu:2.88kg



BR017
H580xW570mm Cl:14.0kg Alu:5.04kg



BR018
H270xW140mm Cl:1.38kg Alu:0.497kg



BR019
H640xW270mm Cl:16.6kg Alu:5.976kg



Ornate balconies supplied by Ballantine Castings

Tradition, Heritage, Craft
Hand Crafted Architectural Castings

ENGINEERING CASTINGS
GREENSAND CASTINGS
METALLURGY
PATTERN MAKING
DESIGN AND CONSULTANCY
QUALITY



Ballantine Castings Ltd.
Links Road, Bo'ness EH51 9PW
Scotland UK

T: 01506 822 721
F: 01506 827 326
E: sales@ballantineboness.co.uk
www.ballantinecastings.co.uk



Company Registration: SC471288